


# SSL series

## LED Signal Lights for Container Spreaders



**Provides excellent durability to extreme vibration and shock**

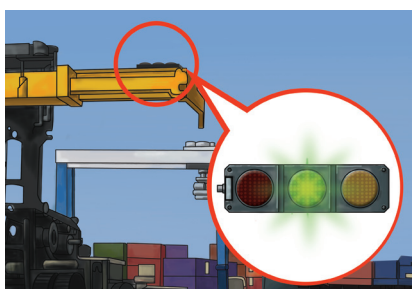
**Suitable for container spreader, harbor loading equipment, and outdoor conveyor applications**



**SSL100W/ SSL200W  
SSL300W/ SSL400W**



**SSL100M/ SSL200M  
SSL300M/ SSL400M**



### **SSL LED Steady Signal Lights for Container Spreaders**

- Special anti-reflective lens applied to avoid mistaking the reflected sun light as a signal light (W type)
- M type has excellent visibility from a distance with clear and distinctive layer colors
- Superior durability in extreme vibration and shock thanks to a molded assembly process instead of conventional bolt fastened assembly method
- Customized color arrangement available (Lens color configuration is initiated from the side of cable entry)
- Materials : Housing-Al, Lens-PC
- Protection rating : IP68 (IEC60529)

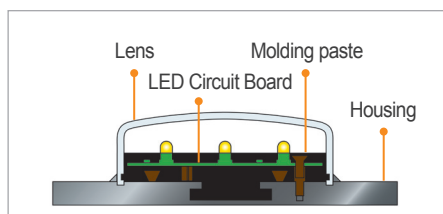
<b>Specification</b>						
Model number	Voltage	Current	Certificates	Weight	Cable entry	Color
SSL100	DC12V	0.280A	-	1.80kg	M12-5PIN C10-Cable (Customization)	● R-Red
	DC24V	0.151A		1.80kg		
	AC110V	0.040A		1.85kg		
	AC220V	0.040A		1.85kg		
SSL200	DC12V	0.560A		2.15kg		● R-Red ● G-Green
	DC24V	0.302A		2.15kg		
	AC110V	0.080A		2.20kg		
	AC220V	0.080A		2.20kg		
SSL300	DC12V	0.840A		2.50kg		● R-Red ● A-Amber ● G-Green
	DC24V	0.453A		2.50kg		
	AC110V	0.120A		2.55kg		
	AC220V	0.120A		2.55kg		
SSL400	DC12V	1.120A	2.95kg	● R-Red ● A-Amber ● G-Green ● B-Blue		
	DC24V	0.604A	2.95kg			
	AC110V	0.160A	3.00kg			
	AC220V	0.160A	3.00kg			

### **SSL series Vibration and Shock Test Conditions**

Axial direction	Direction X	Direction Y	Direction Z
Vibration test conditions	10-38 Hz, 3.5mm 38-500 Hz, 20g 1 oct/min, 2 hours	10-38 Hz, 3.5mm 38-500 Hz, 20g 1 oct/min, 2 hours	10-38 Hz, 3.5mm 38-500 Hz, 20g 1 oct/min, 2 hours
Shock test conditions	50g 6 ms ±1000 shocks	50g 6 ms ±1000 shocks	50g 6 ms ±1000 shocks

### **Ordering Specification**

<b>SSL100W</b>	-	<b>24</b>	-	<b>R</b>
[Model number]		[Voltage]		[Color]
<ul style="list-style-type: none"> <li>• SSL100W</li> <li>• SSL200W</li> <li>• SSL300W</li> <li>• SSL400W</li> </ul>	<ul style="list-style-type: none"> <li>• SSL100M</li> <li>• SSL200M</li> <li>• SSL300M</li> <li>• SSL400M</li> </ul>	<ul style="list-style-type: none"> <li>• 12-DC12V</li> <li>• 24-DC24V</li> <li>• 110-AC110V</li> <li>• 220-AC220V</li> </ul>		<ul style="list-style-type: none"> <li>● R-Red</li> <li>● A-Amber</li> <li>● G-Green</li> <li>● B-Blue</li> </ul>



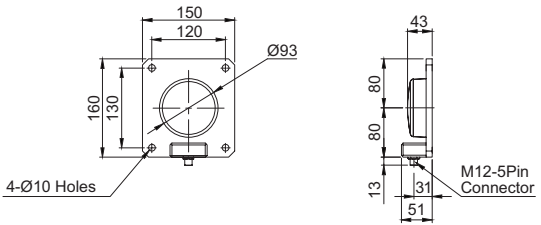
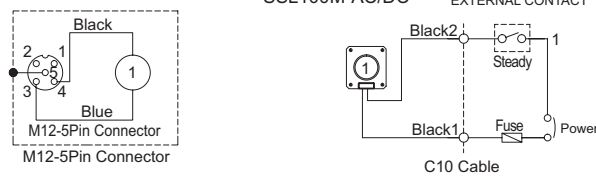
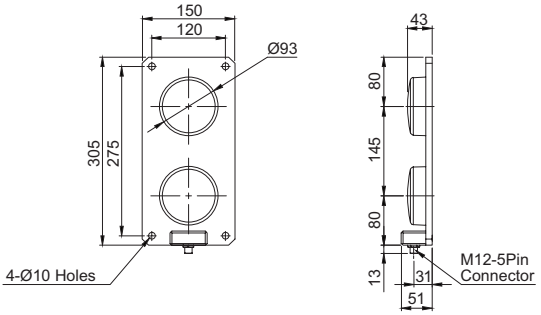
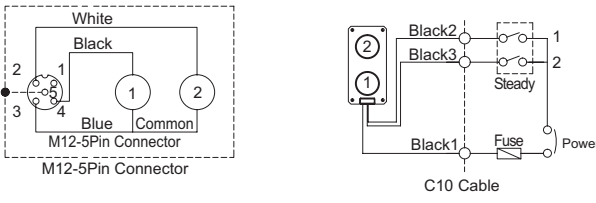
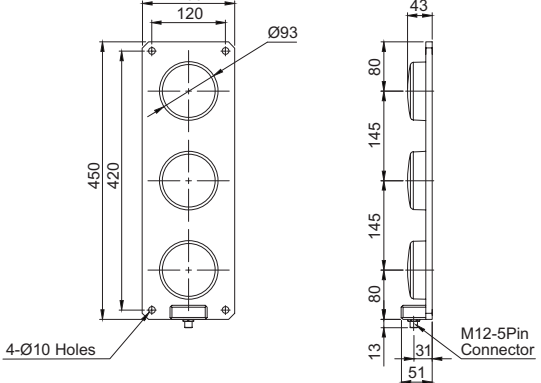
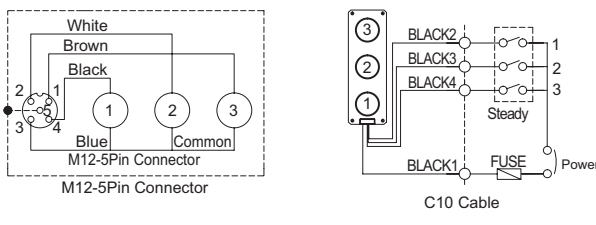
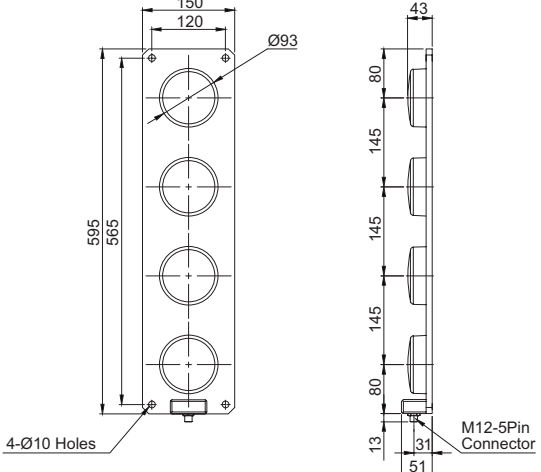
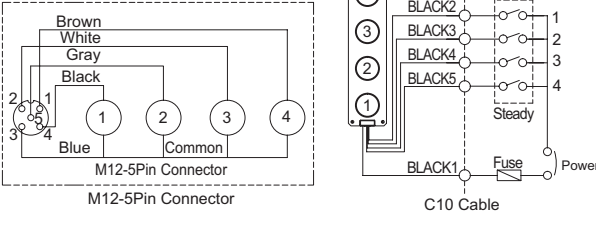
### **Cross-section of lens structure**

SSL series has high resistance to vibration and shock by sealing the housing, lens, and LED circuit board together with epoxy mold compound.

# SSL series

## LED Signal Lights for Container Spreaders

(Units : mm)

Technical Diagram	Wiring Instructions(External Contact)
<p>SSL100W/ SSL100M</p> 	<p>SSL100W-AC/DC SSL100M-AC/DC</p>  <ul style="list-style-type: none"> <li>• <b>M12-5PIN connector type</b> Pin no. 3 is common, however equipped built-in Bridge circuit, power line can be wired to Pin no.3 or 4 regardless of polarity</li> <li>• <b>C10 CABLE TREADING TYPE</b> Treading power line, signal line standard : 7G×0.5mm<sup>2</sup> 600V/80°C I WIRE 1,000mm treading</li> </ul>
<p>SSL200W/ SSL200M</p> 	<p>SSL200W-AC/DC SSL200M-AC/DC</p>  <ul style="list-style-type: none"> <li>• <b>M12-5PIN connector type</b> Pin no. 3 is common, however equipped built-in Bridge circuit, power line can be wired to Pin no.3 or 1, 4 regardless of polarity</li> <li>• <b>C10 CABLE TREADING TYPE</b> Treading power line, signal line standard : 7G×0.5mm<sup>2</sup> 600V/80°C I WIRE 1,000mm treading</li> </ul>
<p>SSL300W/ SSL300M</p> 	<p>SSL300W-AC/DC SSL300M-AC/DC</p>  <ul style="list-style-type: none"> <li>• <b>M12-5PIN connector type</b> Pin no. 3 is common, however equipped built-in Bridge circuit, power line can be wired to Pin no.3 or 1, 2, 4 regardless of polarity</li> <li>• <b>C10 CABLE TREADING TYPE</b> Treading power line, signal line standard : 7G×0.5mm<sup>2</sup> 600V/80°C I WIRE 1,000mm treading</li> </ul>
<p>SSL400W/ SSL400M</p> 	<p>SSL400W-AC/DC SSL400M-AC/DC</p>  <ul style="list-style-type: none"> <li>• <b>M12-5PIN connector type</b> Pin no. 3 is common, however equipped built-in Bridge circuit, power line can be wired to Pin no. 3 and pin no. 1, 2, 4, 5 regardless of polarity</li> <li>• <b>C10 CABLE TREADING TYPE</b> Treading power line, signal line standard : 7G×0.5mm<sup>2</sup> 600V/80°C I WIRE 1,000mm treading</li> </ul>

### ООО "РусАвтоматизация"

454010 г. Челябинск, ул. Гагарина 5, оф. 507

тел. 8-800-775-09-57 (звонок бесплатный), +7(351)799-54-26, тел./факс +7(351)211-64-57

info@rusautomation.ru; русавтоматизация.пф; www.rusautomation.ru