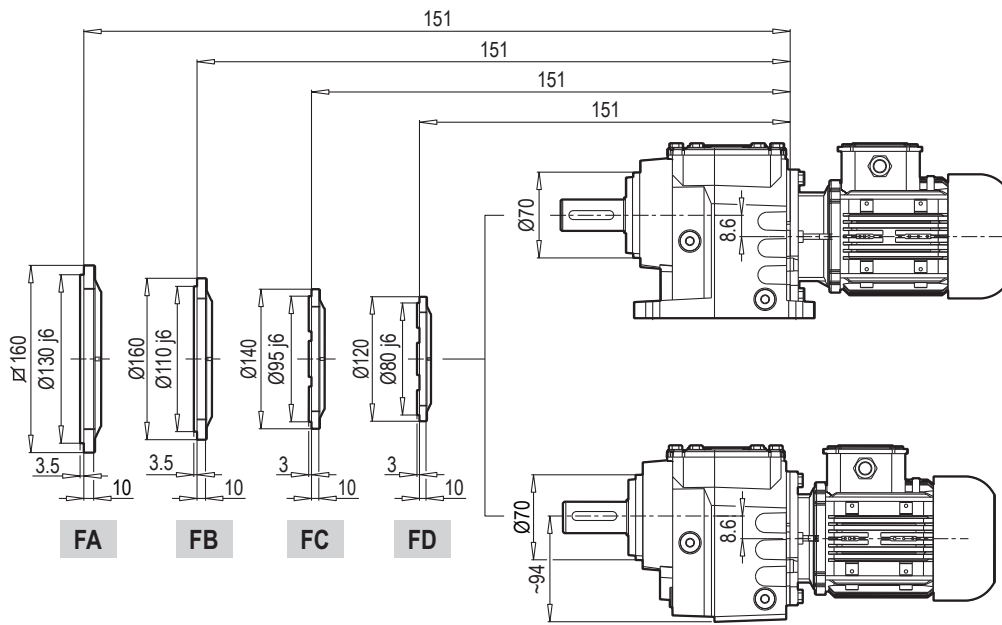
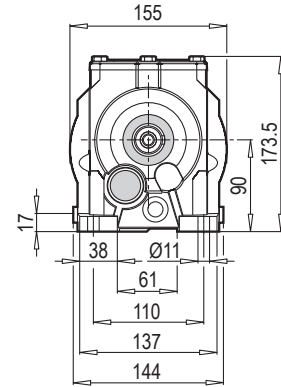
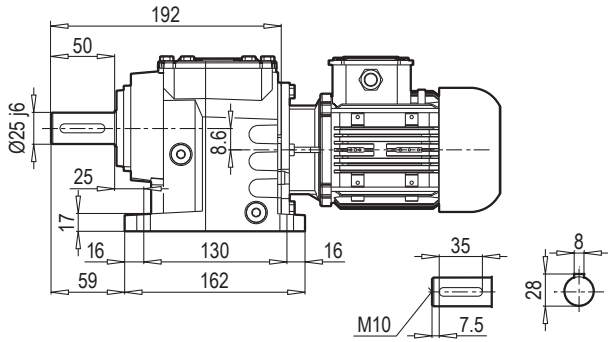
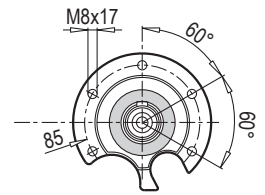


A/F 252 - 253

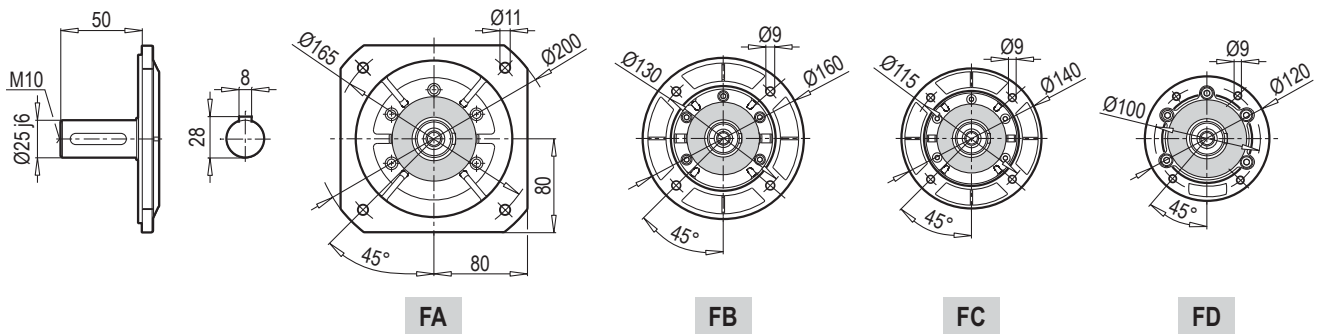
**A 252-253**



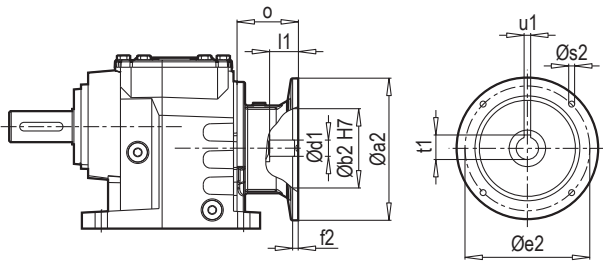
**AF 252-253**



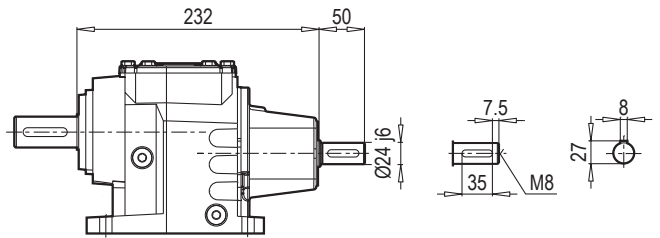
**F 252-253**



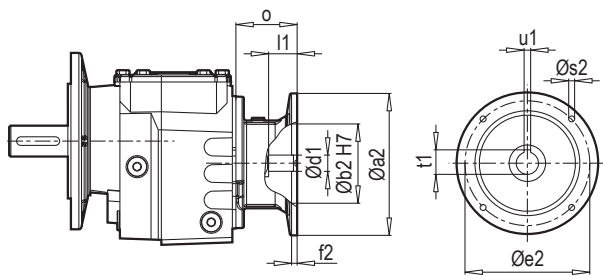
A 252-253 PAM B5/B14



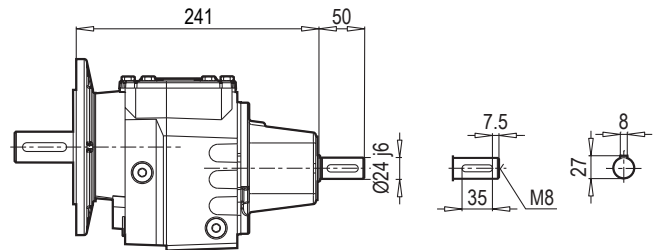
A 252-253 W



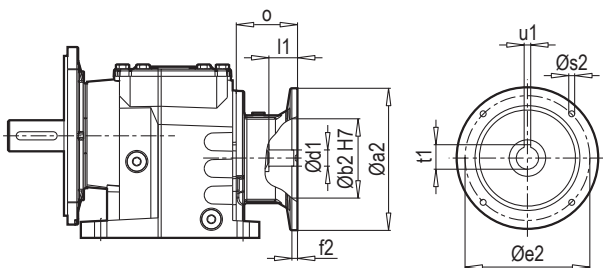
F 252-253 PAM B5/B14



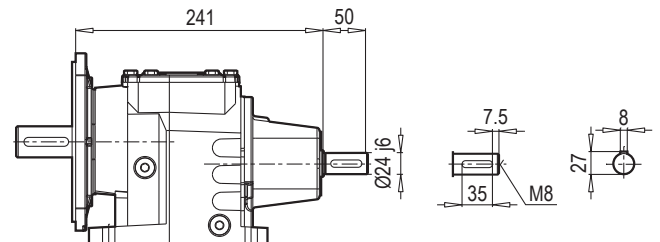
F 252-253 W



AF 252-253 PAM B5/B14



AF 252-253 W



W ~ $\frac{kg}{kr}$	
A/F 252 - 253	14

Редуктор	PAM B5	Øa2	Øb2	Øe2	f2	Øs2	Ød1	l1	t1	u1	o
A/F 252 A/F 253	63	140	95	115	4.5	M8	11	25	12.8	4	57
	71	160	110	130	5	M8	14	32	16.3	5	69
	80	200	130	165	5	M10	19	42	21.8	6	90
	90	200	130	165	5	M10	24	52	27.3	8	90
	100	250	180	215	5.5	M12	28	62	31.3	8	105
	112	250	180	215	5.5	M12	28	62	31.3	8	105

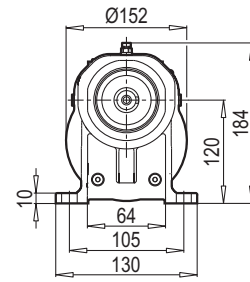
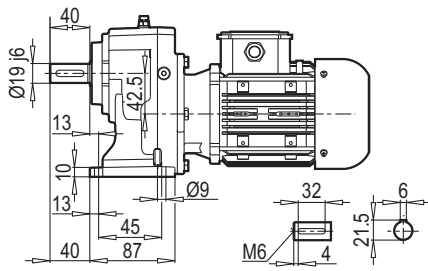
~ $\frac{kg}{kr}$	
PAM B5	A/F 252 - 253
63	12
71	13
80	14
90	14
100	18
112	18

Редуктор	PAM B14	Øa2	Øb2	Øe2	f2	Øs2	Ød1	l1	t1	u1	o
A/F 252 A/F 253	63	90	60	75	2.5	6	11	25	12.8	4	57
	71	105	70	85	2.5	7	14	32	16.3	5	69
	80	120	80	100	3	7	19	42	21.8	6	90
	90	140	95	115	3	9	24	52	27.3	8	90
	100	160	110	130	3.5	9	28	62	31.3	8	105
	112	160	110	130	3.5	9	28	62	31.3	8	105

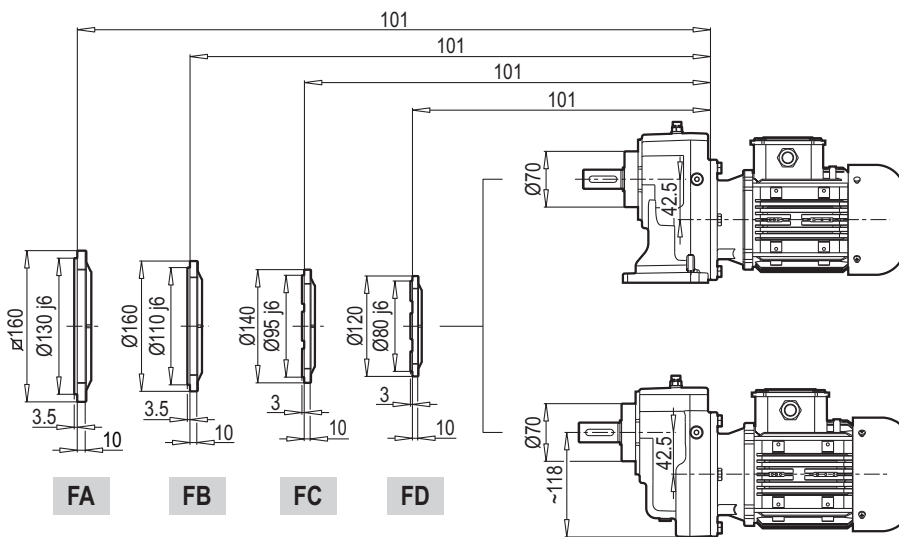
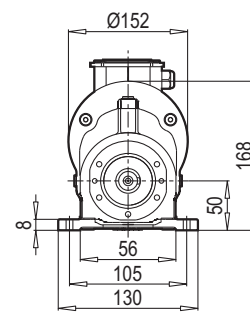
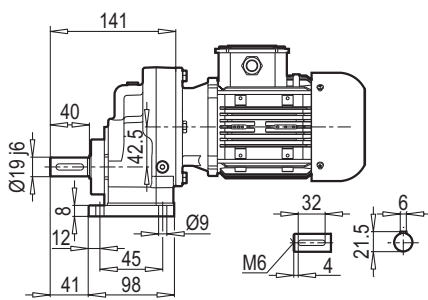
~ $\frac{kg}{kr}$	
PAM B14	A/F 252 - 253
63	11
71	12
80	13
90	13
100	14
112	14

Редуктор	i	4- пол. 50Гц 1400об/мин n <sub>2</sub> [об/мин]	M <sub>a</sub> макс f <sub>B</sub> =1 4 - пол. [ Нм ]	P <sub>1</sub> макс W f <sub>B</sub> ≥ 1			PAM - IEC										
				4 - пол. 1400об/мин [кВт]	FR1 [кН]	FR2 (M) [кН]											
<b>A253</b> <b>F253</b> <b>W</b> 1 <b>+ PAM - IEC</b> 1	245.76	5.7	200	0.12	1.4	5.5	63	71									
	197.21	7.1	200	0.15	1.4	5.5	63	71									
	178.56	7.8	200	0.16	1.4	5.5	63	71									
	143.29	9.8	200	0.20	1.4	5.5	63	71									
	123.58	11.3	200	0.24	1.3	5.5	63	71	80	90							
	108.02	13.0	200	0.27	1.3	5.5	63	71									
	99.17	14.1	200	0.30	1.3	5.5	63	71	80	90							
	74.76	18.7	200	0.39	1.3	5.5	63	71	80	90							
	66.56	21.0	200	0.44	1.3	5.5	63	71	80	90							
	53.41	26.2	200	0.55	1.3	5.5	63	71	80	90							
<b>A252</b> <b>F252</b> <b>W</b> 1 <b>+ PAM - IEC</b> 1	47.93	29.2	200	0.61	1.3	5.5	71	80	90								
	42.00	33.3	200	0.70	1.2	5.5	71	80	90								
	38.46	36.4	200	0.76	1.2	5.5	71	80	90								
	33.38	41.9	200	0.88	1.2	5.5	71	80	90								
	30.15	46.4	200	0.97	1.2	5.3	71	80	90								
	26.79	52.3	200	1.09	1.1	5.0	71	80	90								
	24.19	57.9	200	1.21	1.1	4.8	71	80	90								
	23.04	60.8	200	1.27	1.1	4.7	71	80	90	100	112						
	20.19	69.3	200	1.45	1.1	4.4	71	80	90								
	18.49	75.7	200	1.59	1.0	4.2	71	80	90	100	112						
	17.05	82.1	190	1.63	1.0	4.1	71	80	90	100	112						
	14.91	93.9	170	1.67	1.0	4.1	71	80	90	100	112						
	13.94	100.4	170	1.79	1.0	3.9	71	80	90	100	112						
	11.97	117.0	145	1.78	1.0	3.9	71	80	90	100	112						
	10.32	135.7	140	1.99	0.9	3.7	71	80	90	100	112						
	9.02	155.2	130	2.11	0.9	3.6	71	80	90	100	112						
	7.93	176.5	125	2.31	0.8	3.4	71	80	90	100	112						
	6.36	220.0	105	2.42	0.8	3.3	71	80	90	100	112						
4.80	291.8	95	2.90	0.7	3.0	71	80	90	100	112							

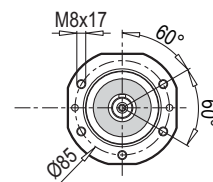
**A 301**



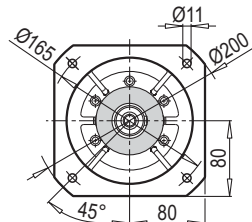
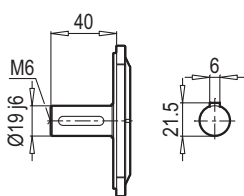
**AF-M 301**



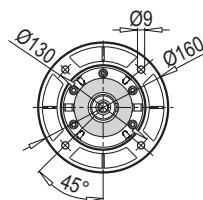
**AF 301**



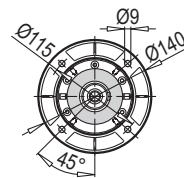
**F 301**



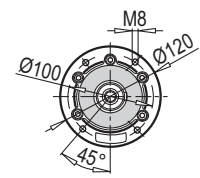
**FA**



**FB**

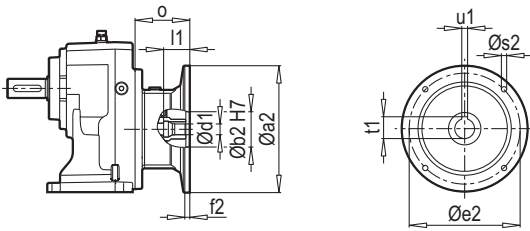


**FC**

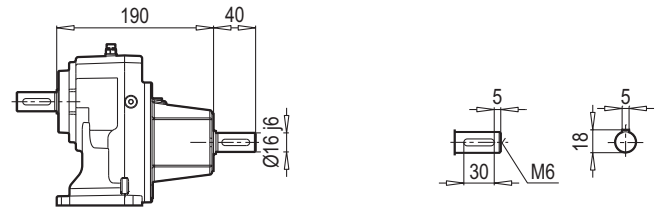


**FD**

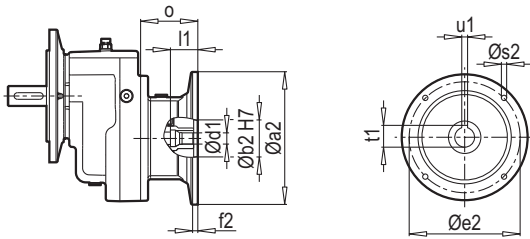
A 301 PAM B5/B14



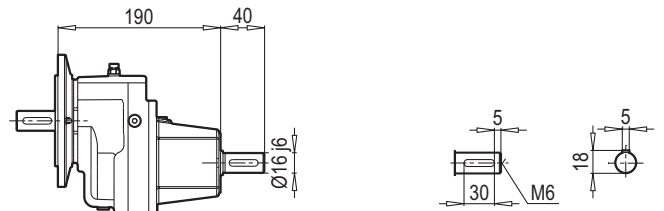
A 301 W



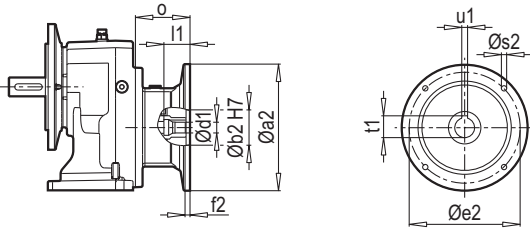
F 301 PAM B5/B14



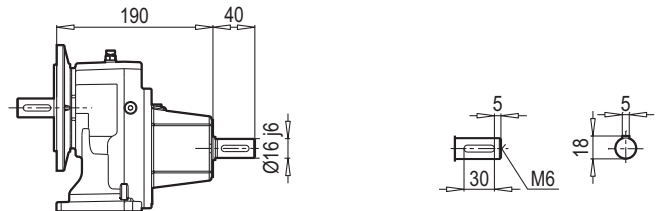
F 301 W



AF 301 PAM B5/B14

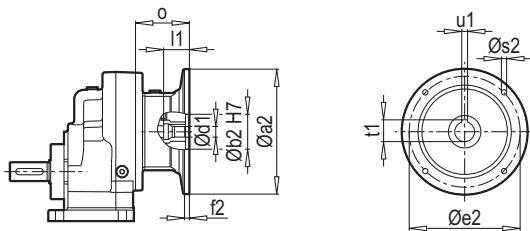


AF 301 W

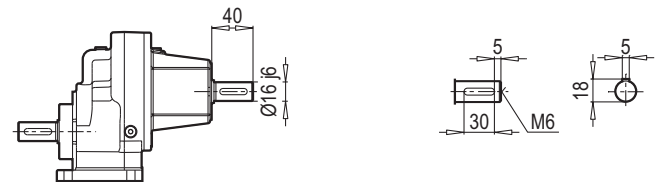


W ~ Kg	
A/F 301	10

AF-M 301 PAM B5/B14



AF-M 301 W



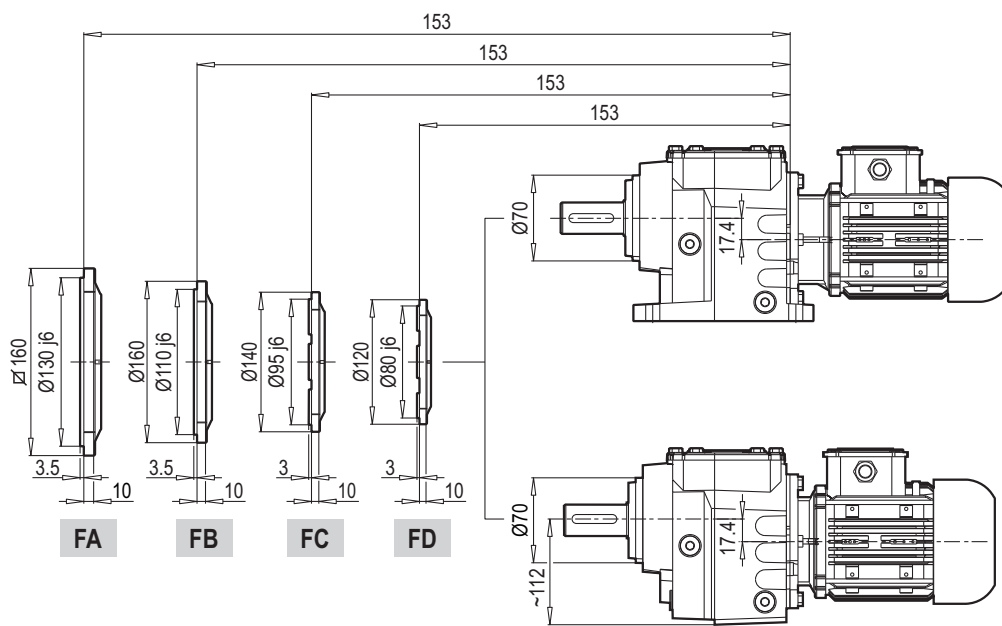
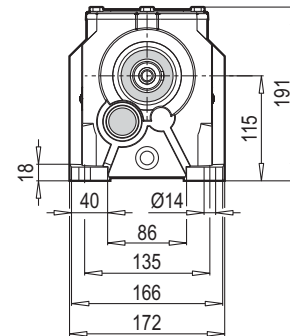
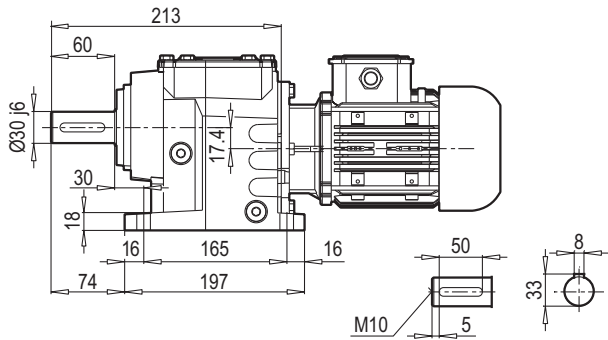
Typ / Type / Tipo Type / Tipo	PAM B5	Øa2	Øb2	Øe2	f2	Øs2	Ød1	l1	t1	u1	o
A/F 301	71	160	110	130	5	M8	14	32	16.3	5	69
	80	200	130	165	5	M10	19	42	21.8	6	90
	90	200	130	165	5	M10	24	52	27.3	8	90

~ Kg	
PAM B5	A/F 301
71	6
80	6.5
90	6.5

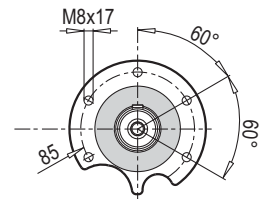
Typ / Type / Tipo Type / Tipo	PAM B14	Øa2	Øb2	Øe2	f2	Øs2	Ød1	l1	t1	u1	o
A/F 301	63	90	60	75	2.5	6	11	32	16.3	5	69
	71	105	70	85	2.5	7	14	42	21.8	6	90
	80	120	80	100	3	7	19	52	27.3	8	90

~ Kg	
PAM B14	A/F 301
63	5
71	5.5
80	5.5

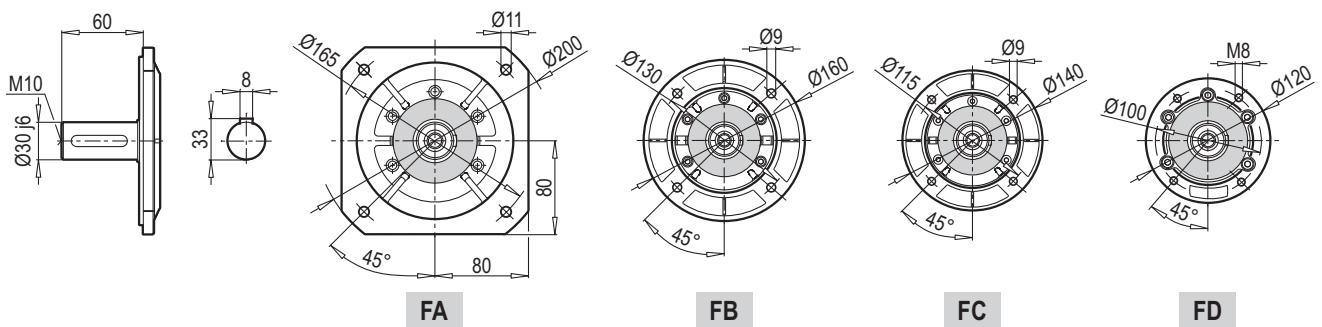
A 302-303



AF 302-303

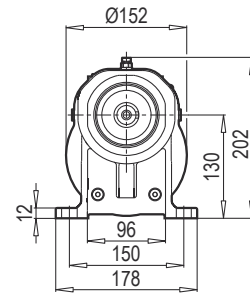
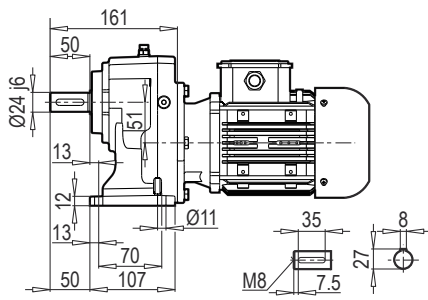


F 302-303

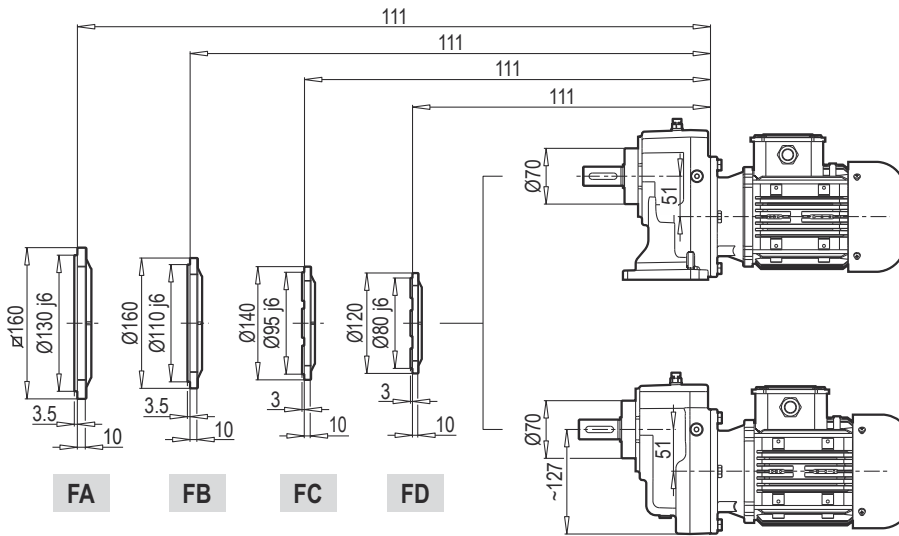
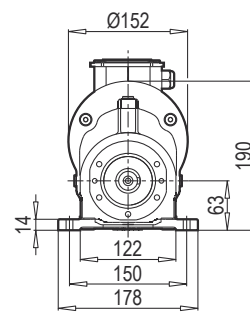
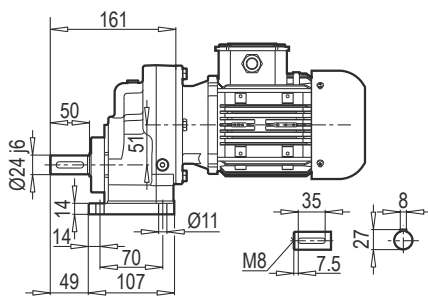




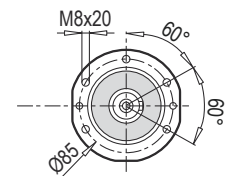
**A 351**



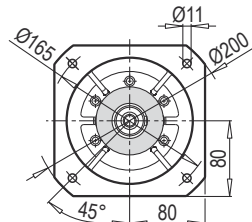
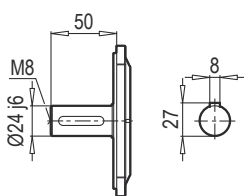
**AF-M 351**



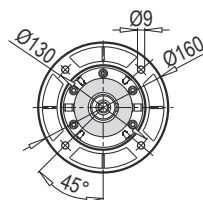
**AF 351**



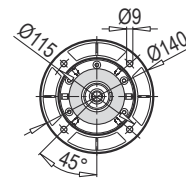
**F 351**



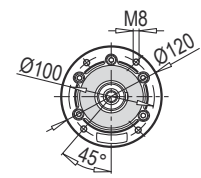
**FA**



**FB**

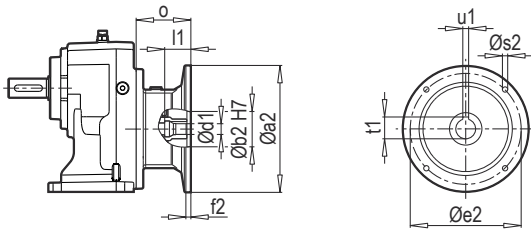
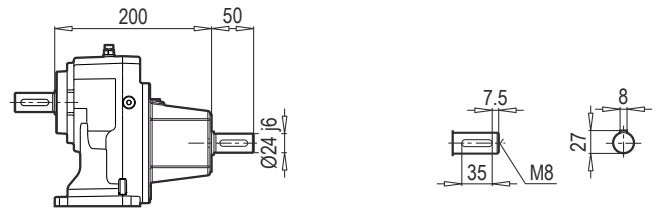
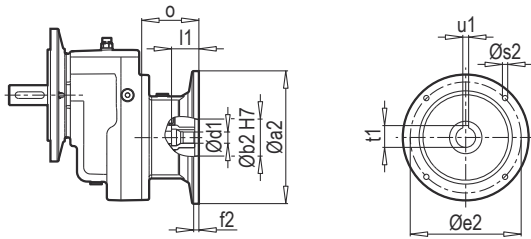
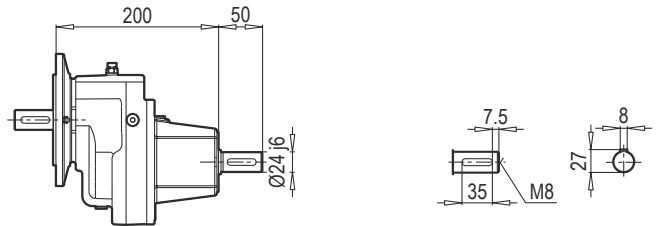
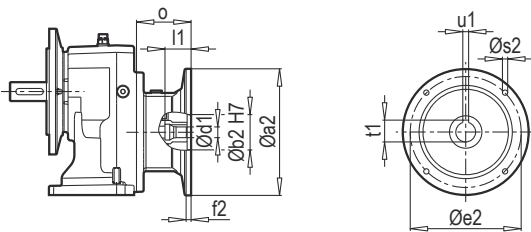
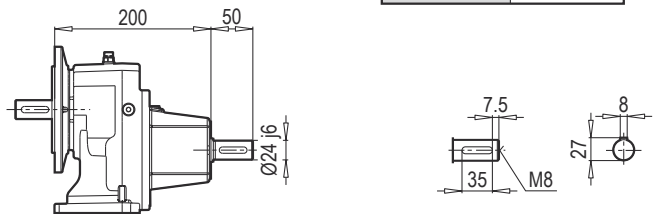


**FC**

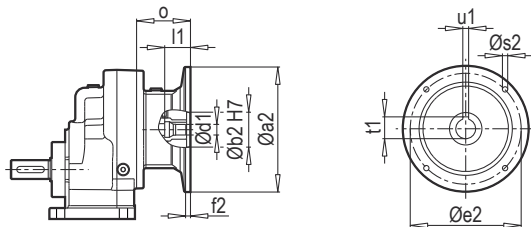
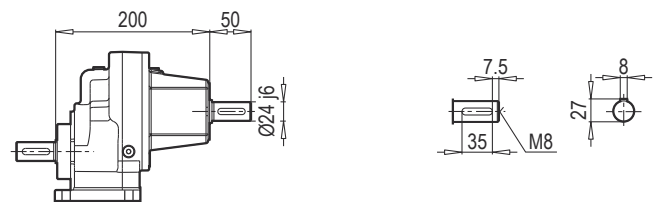


**FD**



**A 351 PAM B5/B14**

**A 351 W**

**F 351 PAM B5/B14**

**F 351 W**

**AF 351 PAM B5/B14**

**AF 351 W**


W ~	
A/F 351	12

**AF-M 351 PAM B5/B14**

**AF-M 351 W**


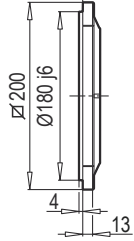
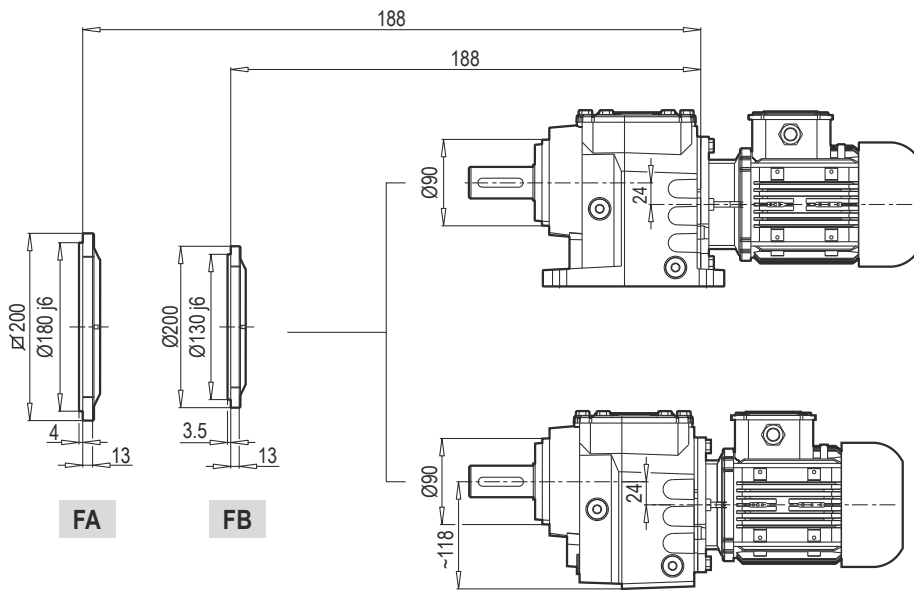
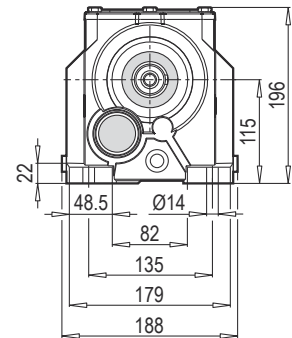
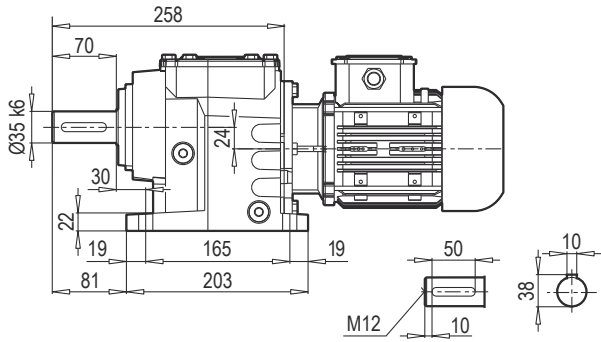
Редуктор	PAM B5	Øa2	Øb2	Øe2	f2	Øs2	Ød1	l1	t1	u1	o
A/F 351	71	160	110	130	5	M8	14	32	16.3	5	69
	80	200	130	165	5	M10	19	42	21.8	6	90
	90	200	130	165	5	M10	24	52	27.3	8	90
	100	250	180	215	5.5	M12	28	62	31.3	8	105
	112	250	180	215	5.5	M12	28	62	31.3	8	105

~	
PAM B5	A/F 351
71	8
80	8.5
90	8.5
100	13
112	13

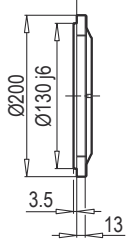
Редуктор	PAM B14	Øa2	Øb2	Øe2	f2	Øs2	Ød1	l1	t1	u1	o
A/F 351	71	105	70	85	2.5	7	14	32	16.3	5	69
	80	120	80	100	3	7	19	42	21.8	6	90
	90	140	95	115	3	9	24	52	27.3	8	90
	100	160	110	130	3.5	9	28	62	31.3	8	105
	112	160	110	130	3.5	9	28	62	31.3	8	105

~	
PAM B14	A/F 351
71	7
80	7.5
90	7.5
100	9.5
112	9.5

A 352-353

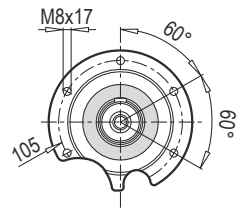


FA

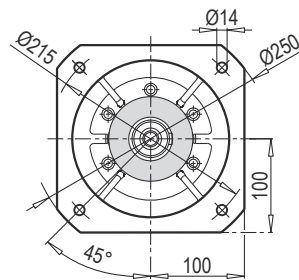
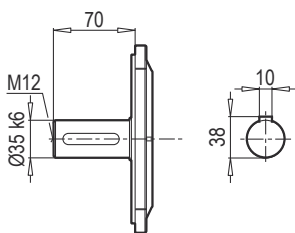


FB

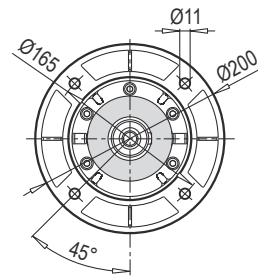
AF 352-353



F 352-353

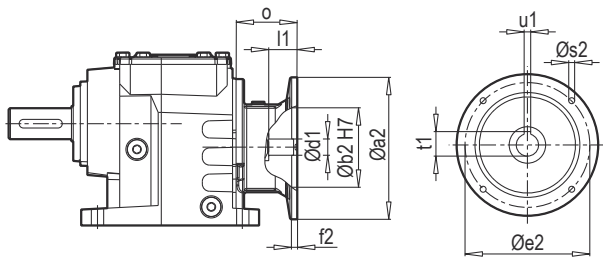


FA

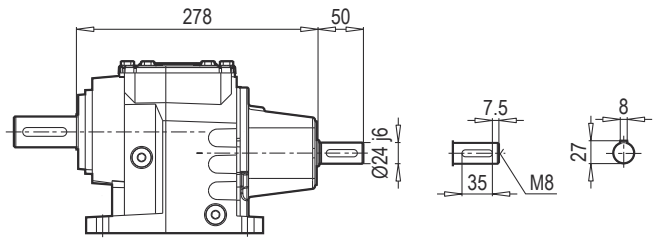


FB

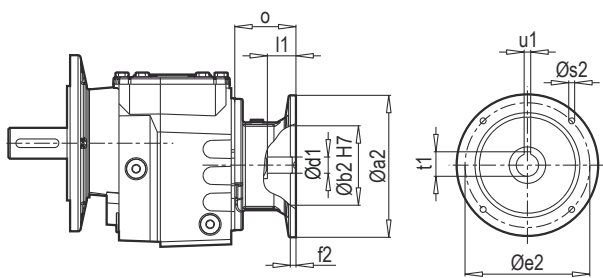
A 352-353 PAM B5/B14



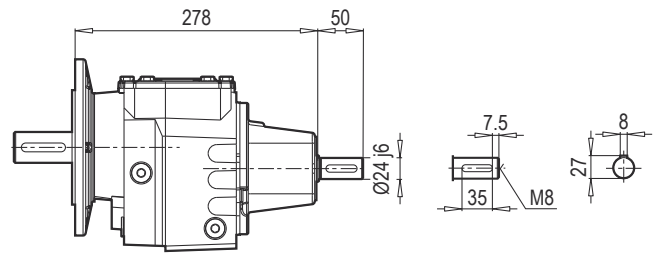
A 352-353 W



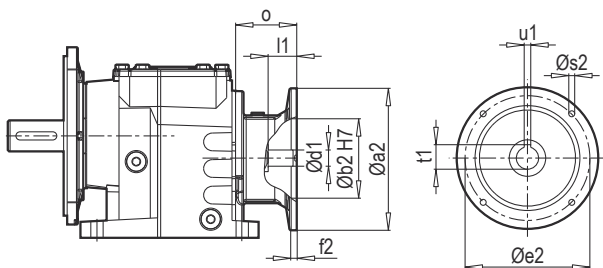
F 352-353 PAM B5/B14



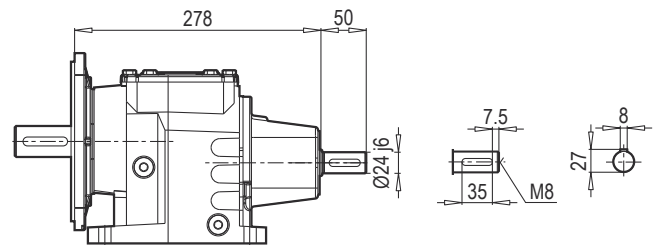
F 352-353 W



AF 352-353 PAM B5/B14



AF 352-353 W



$W \sim \frac{K_r}{K_f}$	
A/F 352-353	22

Редуктор	PAM B5	Øa2	Øb2	Øe2	f2	Øs2	Ød1	l1	t1	u1	o
A/F 352 A/F 353	63	140	95	115	4.5	M8	11	25	12.8	4	57
	71	160	110	130	5	M8	14	32	16.3	5	69
	80	200	130	165	5	M10	19	42	21.8	6	90
	90	200	130	165	5	M10	24	52	27.3	8	90
	100	250	180	215	5.5	M12	28	62	31.3	8	105
	112	250	180	215	5.5	M12	28	62	31.3	8	105

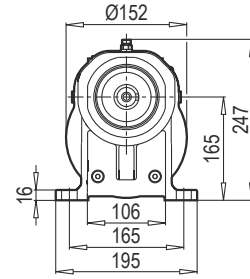
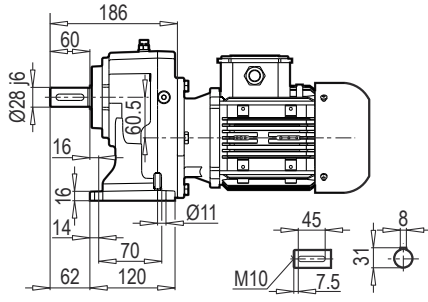
$\sim \frac{K_r}{K_f}$	
PAM B5	A/F 352-353
63	20
71	21
80	22
90	22
100	26
112	26

Редуктор	PAM B14	Øa2	Øb2	Øe2	f2	Øs2	Ød1	l1	t1	u1	o
A/F 352 A/F 353	63	90	60	75	2.5	6	11	25	12.8	4	57
	71	105	70	85	2.5	7	14	32	16.3	5	69
	80	120	80	100	3	7	19	42	21.8	6	90
	90	140	95	115	3	9	24	52	27.3	8	90
	100	160	110	130	3.5	9	28	62	31.3	8	105
	112	160	110	130	3.5	9	28	62	31.3	8	105

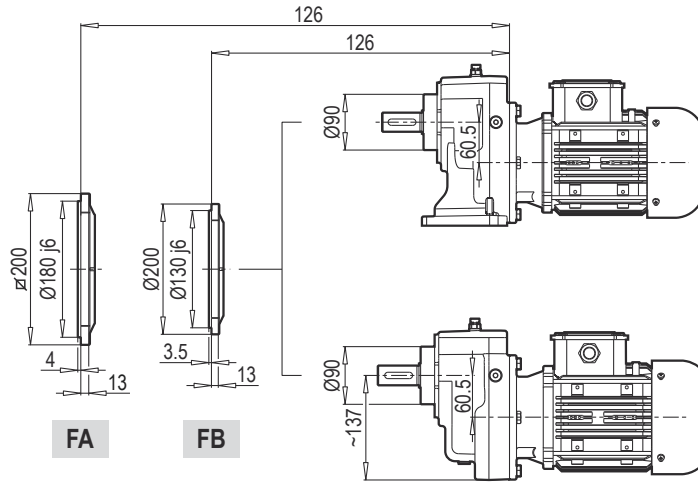
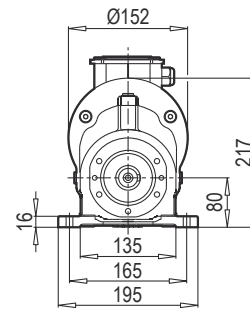
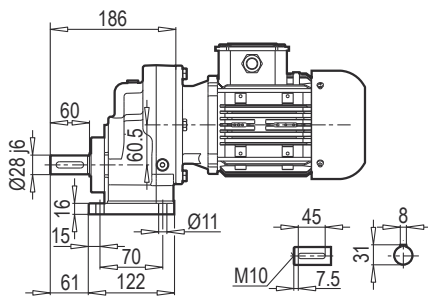
$\sim \frac{K_r}{K_f}$	
PAM B14	A/F 352-353
63	19
71	20
80	21
90	21
100	23
112	23

Редуктор	i	4- пол. 50Гц 1400об/мин n <sub>2</sub> [об/мин]	M <sub>a</sub> макс f <sub>B</sub> =1 4 - пол. [ Нм ]	P <sub>1</sub> макс W f <sub>B</sub> ≥ 1			PAM - IEC											
				4 - п ол. 1400об/мин [кВт]	FR1 [кН]	FR2 (M) [кН]												
<b>A353</b> <b>F353</b> <b>W</b> 1 <b>+ PAM - IEC</b> 1	268.00	5.2	500	0.27	1.4	8.0	63	71										
	216.67	6.5	500	0.34	1.3	8.0	63	71										
	194.72	7.2	500	0.38	1.3	8.0	63	71										
	1	157.42	8.9	500	0.47	1.3	8.0	63	71									
		134.76	10.4	500	0.54	1.3	8.0	63	71	80	90							
	<b>+ PAM - IEC</b>	108.95	12.9	500	0.67	1.3	8.0	63	71	80	90							
		90.51	15.5	500	0.81	1.3	8.0	63	71	80	90							
	1	72.58	19.3	500	1.01	1.2	8.0	63	71	80	90							
		58.68	23.9	500	1.25	1.2	8.0	63	71	80	90							
<b>A352</b> <b>F352</b> <b>W</b> 1 <b>+ PAM - IEC</b> 1	56.95	24.6	490	1.26	1.2	8.0	71	80	90									
	49.88	28.1	490	1.44	1.1	8.0	71	80	90									
	46.04	30.4	490	1.56	1.1	8.0	71	80	90									
	1	39.59	35.4	490	1.81	1.1	8.0	71	80	90	100	112						
		33.50	41.8	490	2.14	1.0	8.0	71	80	90								
	<b>+ PAM - IEC</b>	32.01	43.7	490	2.24	1.0	8.0	71	80	90	100	112						
		28.89	48.5	490	2.49	1.0	7.9	71	80	90	100	112						
	1	26.59	52.6	490	2.70	0.9	7.6	71	80	90	100	112						
		25.13	55.7	470	2.74	0.9	7.5	71	80	90	100	112						
		22.03	63.6	470	3.13	0.9	7.1	71	80	90	100	112						
		20.31	68.9	460	3.32	0.8	6.9	71	80	90	100	112						
		18.30	76.5	460	3.68	0.8	6.5	71	80	90	100	112						
		16.88	83.0	450	3.91	0.7	6.3	71	80	90	100	112						
		14.52	96.4	430	4.34	0.6	6.0		80	90	100	112						
		11.74	119.3	390	4.87	0.6	5.7		80	90	100	112						
		9.75	143.6	370	5.56	0.4	5.3		80	90	100	112						
		8.73	160.4	340	5.71	0.4	5.2		80	90	100	112						
	7.06	198.4	290	6.02	0.3	5.1		80	90	100	112							
	5.86	238.8	260	6.50	0.3	4.8		80	90	100	112							
<b>A351</b> <b>F351</b> <b>W</b> 1 <b>+ PAM - IEC</b> 1	8.50	164.7	100	1.72	1.2	2.5	71	80	90									
	7.44	188.1	100	1.97	1.1	2.5	71	80	90									
	5.91	236.9	100	2.48	1.1	2.3	71	80	90	100	112							
	1	5.33	262.5	100	2.75	1.0	2.2	71	80	90	100	112						
		4.85	288.9	95	2.87	1.0	2.2	71	80	90	100	112						
	<b>+ PAM - IEC</b>	4.07	344.3	90	3.24	1.0	2.0	71	80	90	100	112						
		3.75	373.3	90	3.52	1.0	2.0	71	80	90	100	112						
	1	3.22	434.5	80	3.64	0.9	1.9	71	80	90	100	112						
		2.62	534.5	70	3.92	0.9	1.8	71	80	90	100	112						
		2.17	646.2	60	4.06	0.9	1.7		80	90	100	112						
	1.45	964.4	60	6.06	0.6	1.5		80	90	100	112							
	1.30	1074.4	40	4.50	0.8	1.5		80	90	100	112							

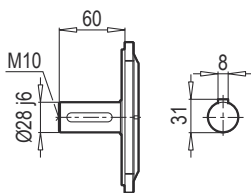
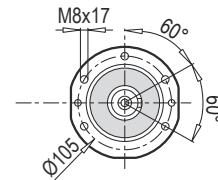
**A 401**



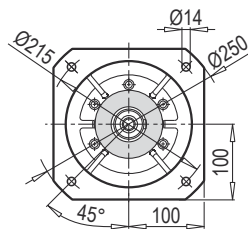
**AF-M 401**



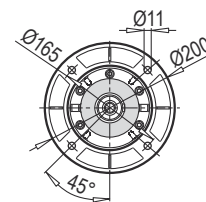
**AF 401**



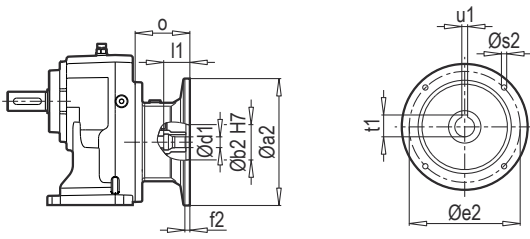
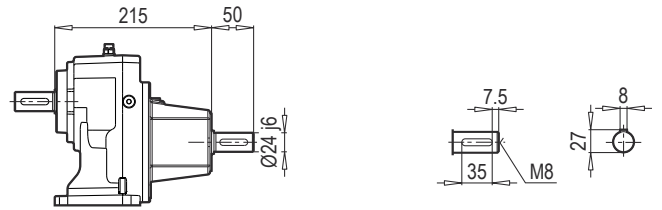
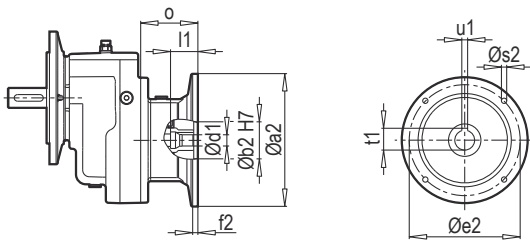
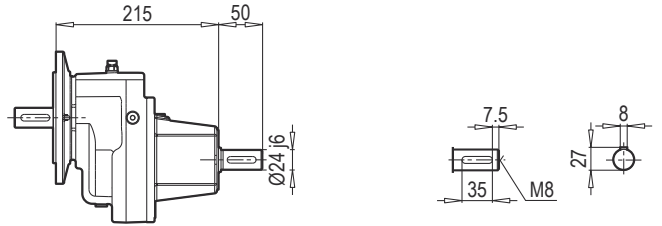
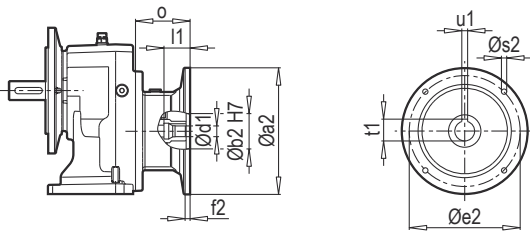
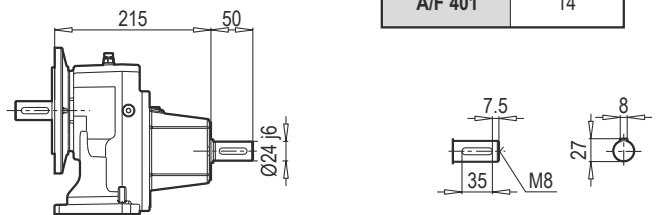
**F 401**



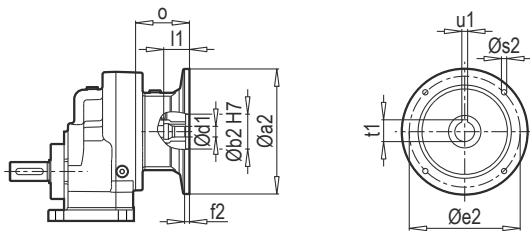
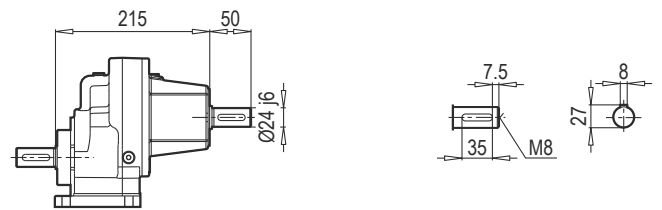
**FA**



**FB**

**A 401 PAM B5/B14**

**A 401 W**

**F 401 PAM B5/B14**

**F 401 W**

**AF 401 PAM B5/B14**

**AF 401 W**


<b>W ~ Kr</b>	
A/F 401	14

**AF-M 401 PAM B5/B14**

**AF-M 401 W**


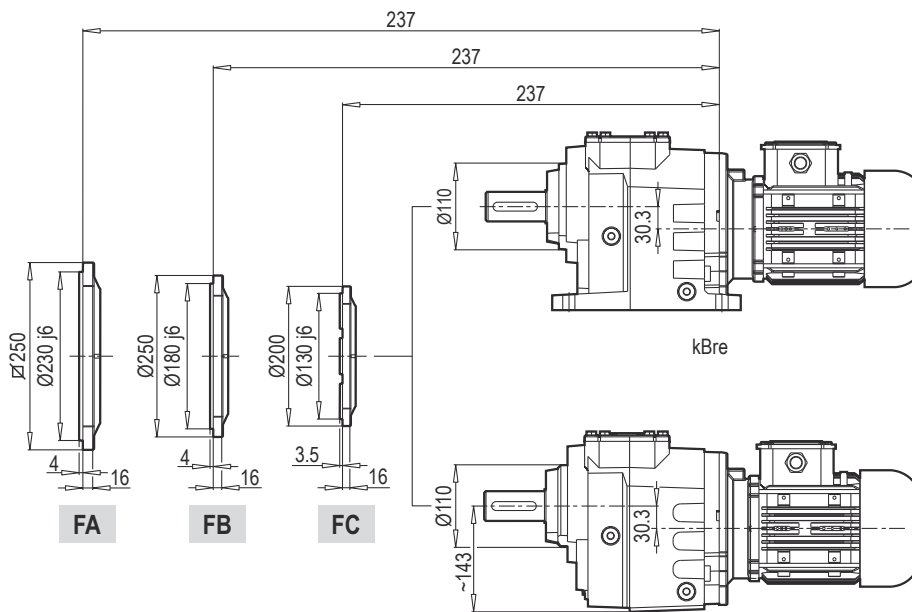
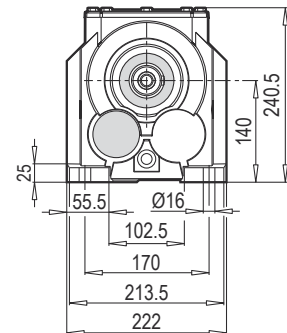
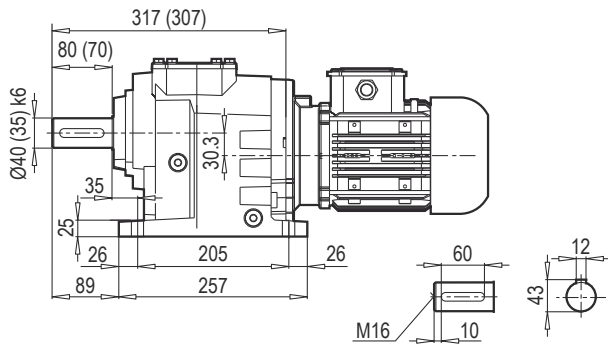
Редуктор	PAM B5	Øa2	Øb2	Øe2	f2	Øs2	Ød1	l1	t1	u1	o
A/F 401	80	200	130	165	5	M10	19	42	21.8	6	90
	90	200	130	165	5	M10	24	52	27.3	8	90
	100	250	180	215	5.5	M12	28	62	31.3	8	105
	112	250	180	215	5.5	M12	28	62	31.3	8	105

<b>~ Kr</b>	
PAM B5	A/F 401
80	11
90	11
100	15.5
112	15.5

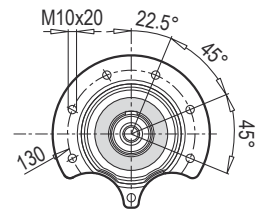
Редуктор	PAM B14	Øa2	Øb2	Øe2	f2	Øs2	Ød1	l1	t1	u1	o
A/F 401	80	120	80	100	3	7	19	42	21.8	6	90
	90	140	95	115	3	9	24	52	27.3	8	90
	100	160	110	130	3.5	9	28	62	31.3	8	105
	112	160	110	130	3.5	9	28	62	31.3	8	105

<b>~ Kr</b>	
PAM B14	A/F 401
80	10
90	10
100	12
112	12

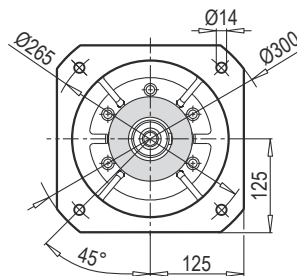
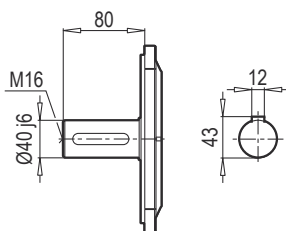
A 402-403



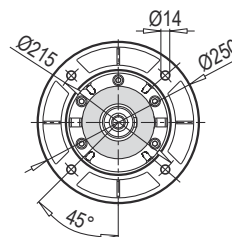
AF 402-403



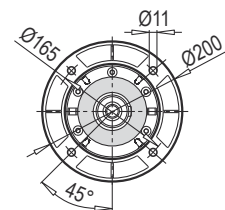
F 402-403



FA

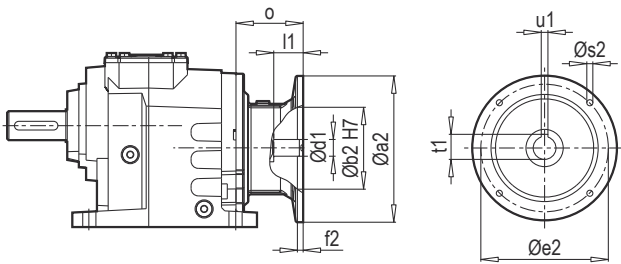


FB

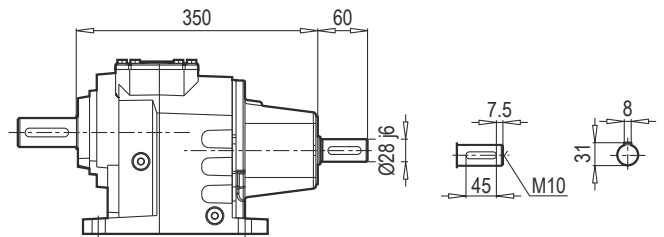


FC

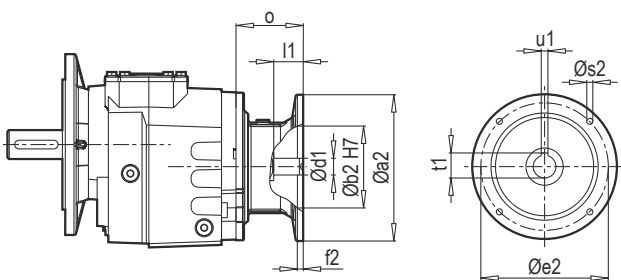
A 402-403 PAM B5/B14



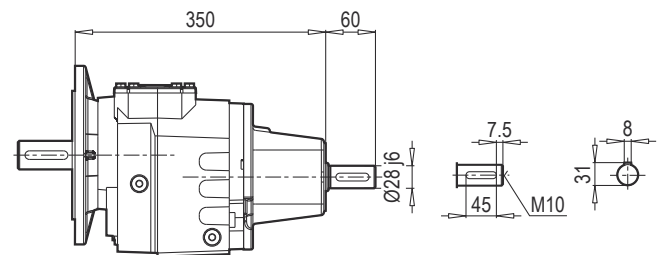
A 402-403 W



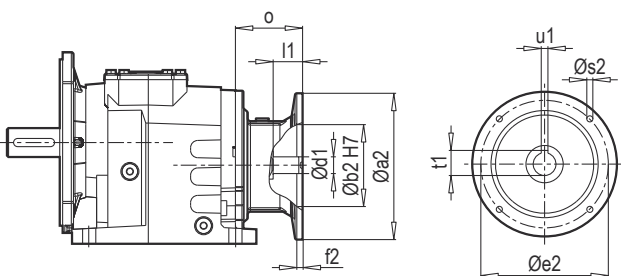
F 402-403 PAM B5/B14



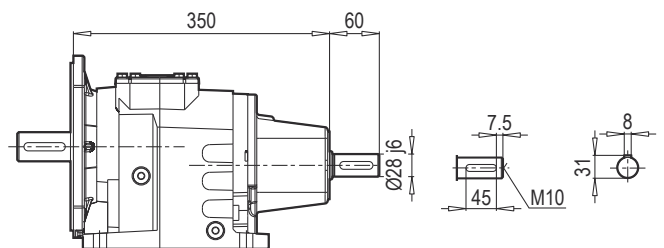
F 402-403 W



AF 402-403 PAM B5/B14



AF 402-403 W



W ~ $\frac{K_r}{K_f}$	
A/F 402-403	37

Редуктор	PAM B5	Øa2	Øb2	Øe2	f2	Øs2	Ød1	l1	t1	u1	o
A/F 402 A/F 403	71	160	110	130	5	M8	14	32	16.3	5	49
	80	200	130	165	5	M10	19	42	21.8	6	70
	90	200	130	165	5	M10	24	52	27.3	8	70
	100	250	180	215	5.5	M12	28	62	31.3	8	85
	112	250	180	215	5.5	M12	28	62	31.3	8	85
	132	300	230	265	5.5	M12	38	82	41.3	10	110

~ $\frac{K_r}{K_f}$	
PAM B5	A/F 402-403
71	32
80	35
90	35
100	37
112	37
132	41

Редуктор	PAM B14	Øa2	Øb2	Øe2	f2	Øs2	Ød1	l1	t1	u1	o
A/F 402 A/F 403	71	105	70	85	2.5	7	14	32	16.3	5	49
	80	120	80	100	3	7	19	42	21.8	6	70
	90	140	95	115	3	9	24	52	27.3	8	70
	100	160	110	130	3.5	9	28	62	31.3	8	85
	112	160	110	130	3.5	9	28	62	31.3	8	85
	132	200	130	165	3.5	11	38	82	41.3	10	110

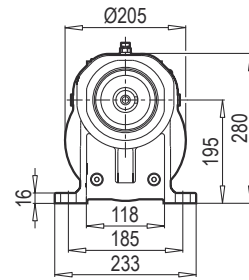
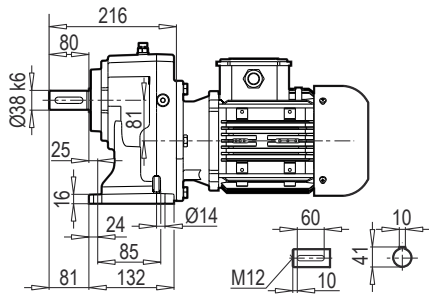
~ $\frac{K_r}{K_f}$	
PAM B14	A/F 402-403
71	30
80	31
90	31
100	32
112	32
132	38



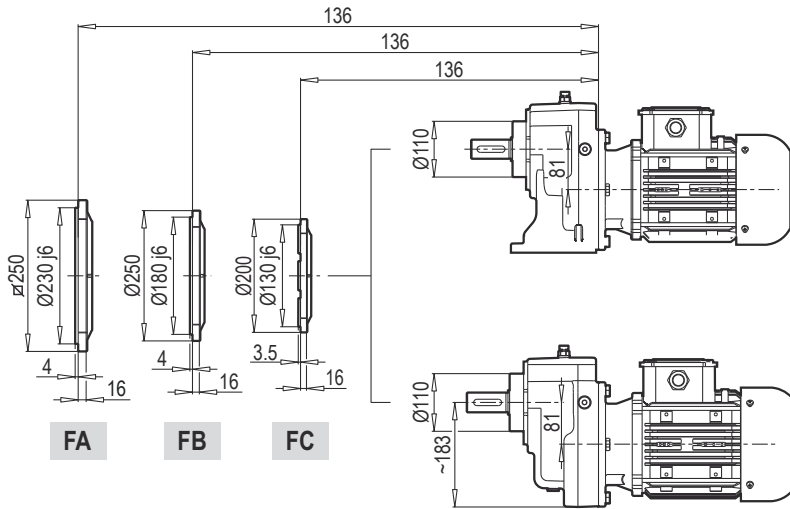
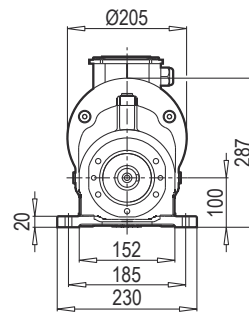
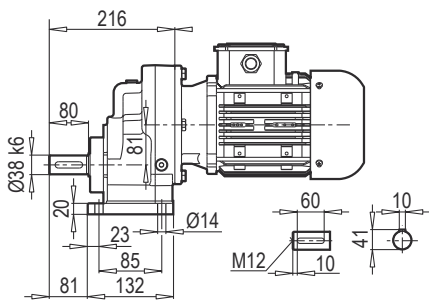
Редуктор	i	4- пол. 50Гц 1400об/мин n <sub>2</sub> [об / мин]	M <sub>a</sub> макс f <sub>B</sub> =1 4 - пол. [ Нм ]	P <sub>1</sub> макс W f <sub>B</sub> ≥ 1			PAM - IEC								
				4 - пол. 1400об/мин [кВт]	FR1 [кН]	FR2 (M) [кН]									
<b>A403</b> <b>F403</b> W 1 + PAM - IEC 1	267.75	5.2	850	0.47	2.8	12.0	71	80	90						
	234.50	6.0	850	0.53	2.8	12.0	71	80	90						
	215.01	6.5	850	0.58	2.8	12.0	71	80	90						
	186.14	7.5	850	0.67	2.7	12.0	71	80	90	100	112				
	170.55	8.2	850	0.73	2.7	12.0	71	80	90						
	149.47	9.4	850	0.83	2.7	12.0	71	80	90	100	112				
	135.37	10.3	850	0.92	2.7	12.0	71	80	90	100	112				
	118.13	11.9	850	1.05	2.7	12.0	71	80	90	100	112				
	94.86	14.8	850	1.31	2.7	12.0	71	80	90	100	112				
	85.91	16.3	850	1.45	2.6	12.0	71	80	90	100	112				
	68.25	20.5	850	1.83	2.6	12.0		80	90	100	112				
	54.81	25.5	850	2.27	2.5	12.0		80	90	100	112				
	49.64	28.2	850	2.51	2.5	12.0		80	90	100	112				
	<b>A402</b> <b>F402</b> W 1 + PAM - IEC 1	45.38	30.9	850	2.75	2.4	12.0	80	90	100	112				
39.72		35.2	850	3.14	2.4	12.0	80	90	100	112					
36.44		38.4	800	3.22	2.4	12.0	80	90	100	112					
31.50		44.4	850	3.96	2.3	12.0	80	90	100	112	132				
28.89		48.5	800	4.06	2.3	12.0	80	90	100	112					
25.30		55.3	850	4.93	2.1	12.0	80	90	100	112	132				
22.91		61.1	850	5.44	2.1	12.0	80	90	100	112	132				
19.94		70.2	850	6.25	1.9	11.7	80	90	100	112	132				
17.37		80.6	830	7.00	1.8	11.1	80	90	100	112	132				
16.01		87.4	800	7.33	1.8	10.8	80	90	100	112	132				
14.50		96.6	700	7.08	1.8	10.9	80	90	100	112	132				
12.44		112.5	700	8.25	1.7	10.2	80	90	100	112	132				
11.46		122.2	650	8.32	1.7	10.1	80	90	100	112	132				
9.20		152.2	600	9.56	1.5	9.4	80	90	100	112	132				
8.33	168.0	600	10.55	1.3	9.0	80	90	100	112	132					
7.22	193.9	550	11.17	1.3	8.7	80	90	100	112	132					
5.80	241.5	550	13.91	0.9	7.9	80	90	100	112	132					
5.25	266.7	500	13.96	0.9	7.8	80	90	100	112	132					
<b>A401</b> <b>F401</b> W 1 + PAM - IEC 1	8.25	169.7	170	3.02	2.7	3.7	80	90	100	112					
	7.22	193.8	170	3.45	2.6	3.7	80	90	100	112					
	5.73	244.4	170	4.35	2.5	3.4	80	90	100	112					
	5.17	271.0	170	4.82	2.5	3.2	80	90	100	112					
	4.69	298.4	160	5.00	2.5	3.1	80	90	100	112					
	3.93	355.9	150	5.59	2.4	3.0	80	90	100	112					
	3.63	386.2	150	6.07	2.4	2.9	80	90	100	112					
	3.11	450.0	130	6.13	2.4	2.8	80	90	100	112					
	2.52	554.7	120	6.97	2.3	2.6	80	90	100	112					
2.08	672.0	120	8.44	2.1	2.4	80	90	100	112						
1.31	1066.7	80	8.94	2.1	2.2	80	90	100	112						

A/F 501

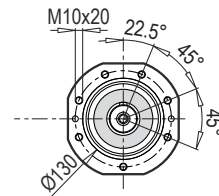
A 501



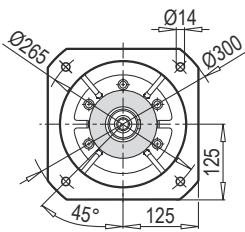
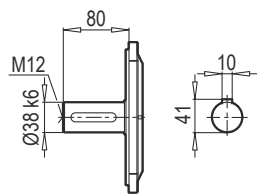
AF-M 501



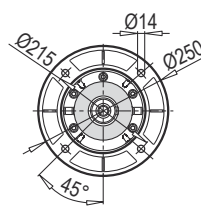
AF 501



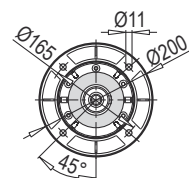
F 501



FA

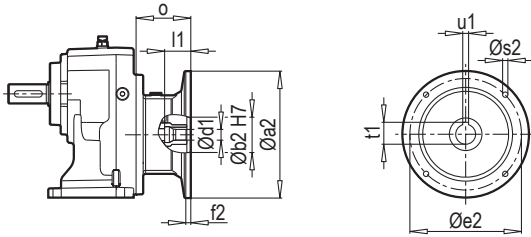


FB

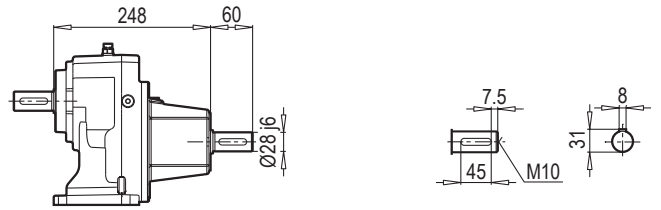


FC

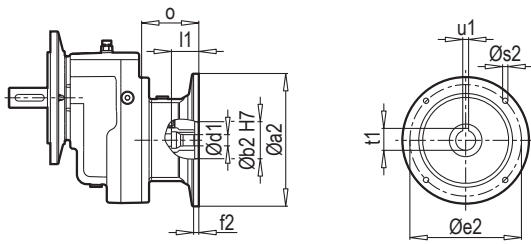
A 501 PAM B5/B14



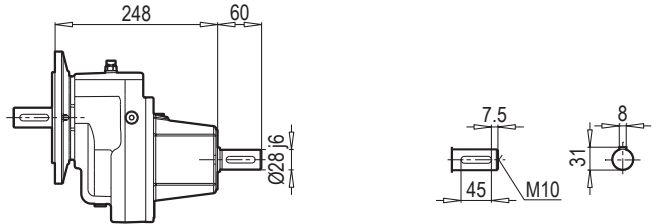
A 501 W



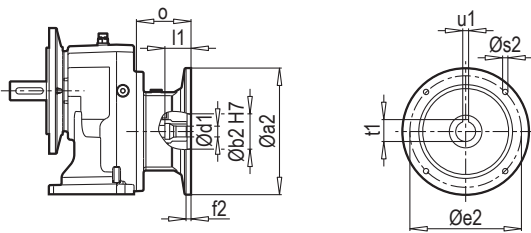
F 501 PAM B5/B14



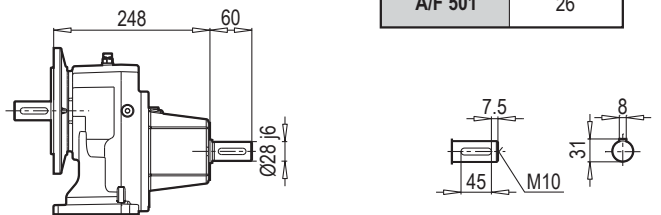
F 501 W



AF 501 PAM B5/B14

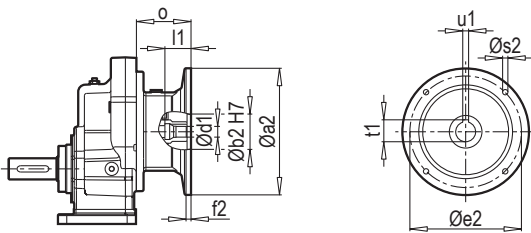


AF 501 W

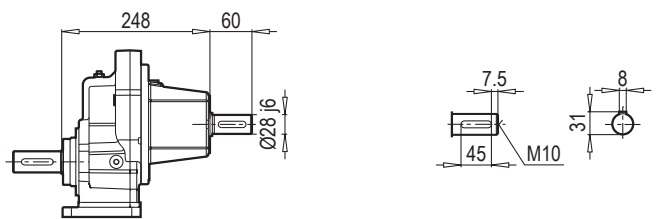


W ~	
A/F 501	26

AF-M 501 PAM B5/B14



AF-M 501 W



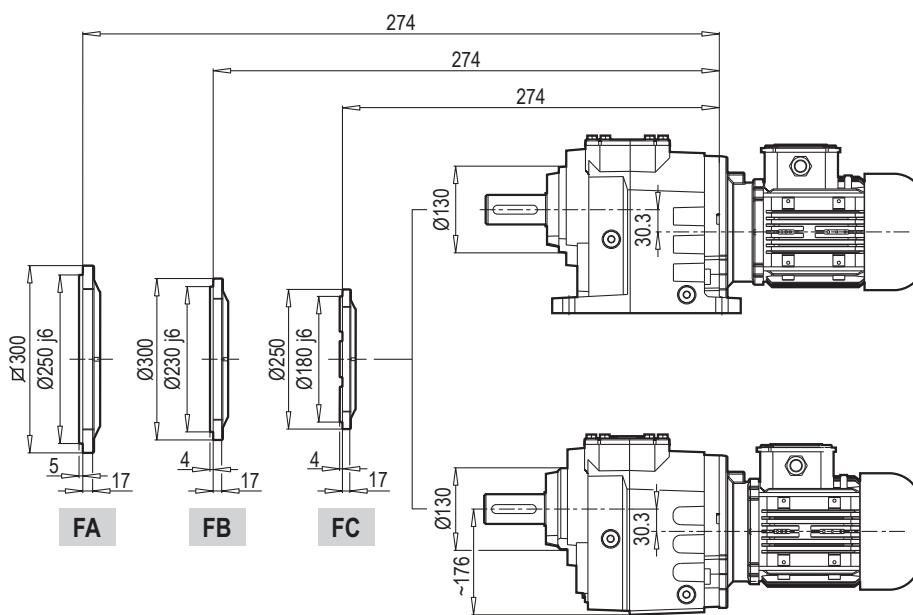
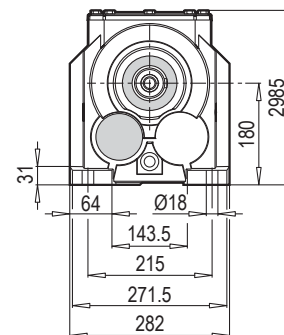
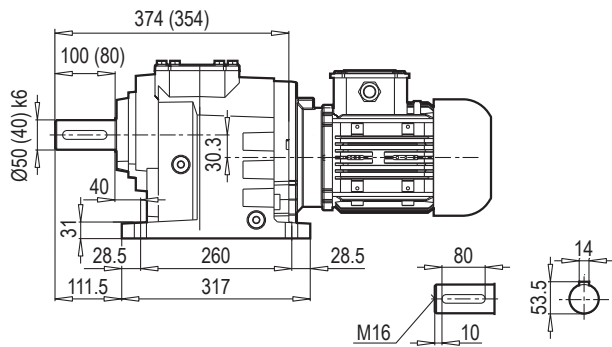
Редуктор	PAM B5	Øa2	Øb2	Øe2	f2	Øs2	Ød1	l1	t1	u1	o
A/F 501	80	200	130	165	5	M10	19	42	21.8	6	70
	90	200	130	165	5	M10	24	52	27.3	8	70
	100	250	180	215	5.5	M12	28	62	31.3	8	85
	112	250	180	215	5.5	M12	28	62	31.3	8	85
	132	300	230	265	5.5	M12	38	82	41.3	10	110

~	
PAM B5	A/F 501
80	22
90	22
100	25
112	25
132	27

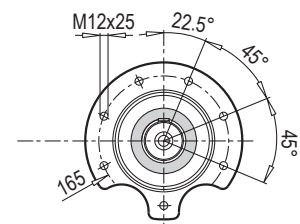
Редуктор	PAM B14	Øa2	Øb2	Øe2	f2	Øs2	Ød1	l1	t1	u1	o
A/F 501	80	120	80	100	3	7	19	42	21.8	6	70
	90	140	95	115	3	9	24	52	27.3	8	70
	100	160	110	130	3.5	9	28	62	31.3	8	85
	112	160	110	130	3.5	9	28	62	31.3	8	85
	132	200	130	165	3.5	11	38	82	41.3	10	110

~	
PAM B14	A/F 501
80	18.5
90	18.5
100	21
112	21
132	24

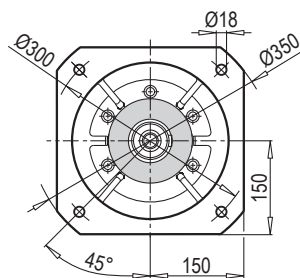
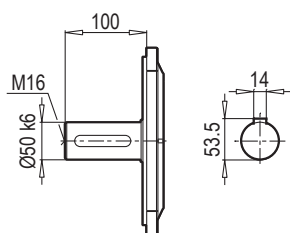
A 502-503



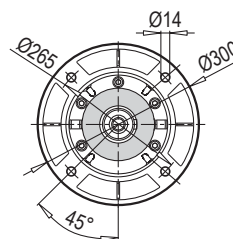
AF 502-503



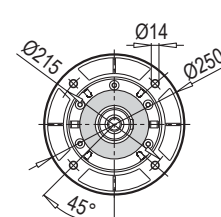
F 502-503



FA

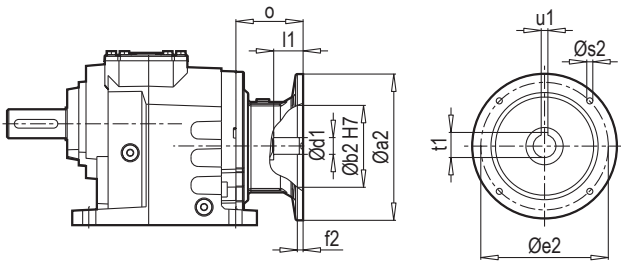


FB

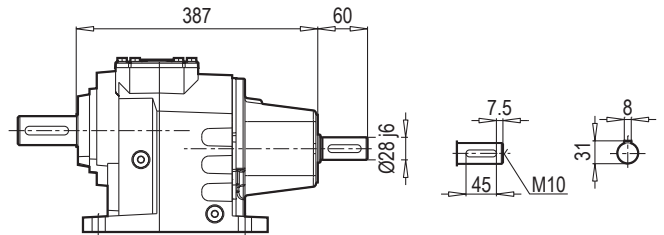


FC

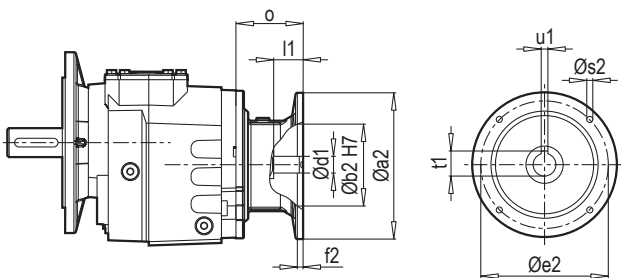
A 502-503 PAM B5/B14



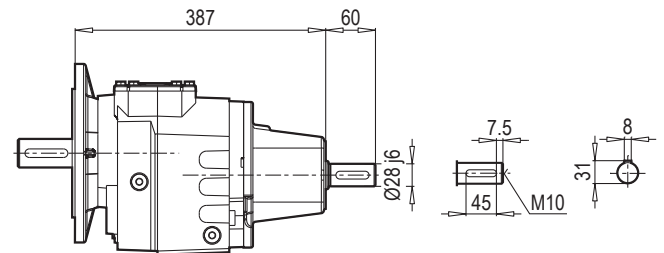
A 502-503 W



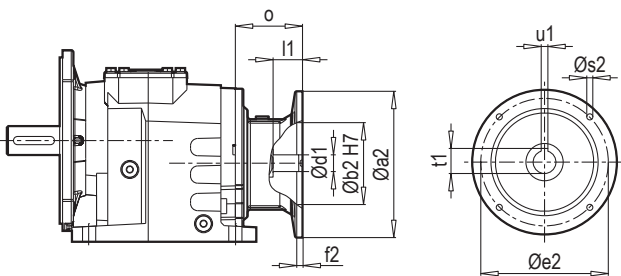
F 502-503 PAM B5/B14



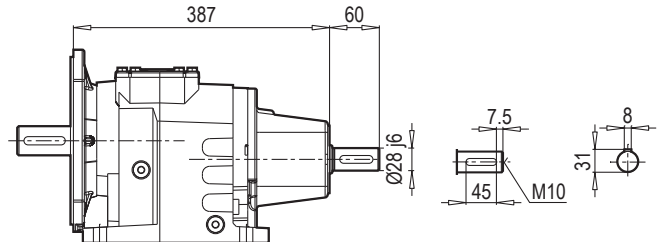
F 502-503 W



AF 502-503 PAM B5/B14



AF 502-503 W



$\sim \frac{K_r}{K_f}$	
A/F 502-503	54

Редуктор	PAM B5	Øa2	Øb2	Øe2	f2	Øs2	Ød1	l1	t1	u1	o
A/F 502 A/F 503	80	200	130	165	5	M10	19	42	21.8	6	70
	90	200	130	165	5	M10	24	52	27.3	8	70
	100	250	180	215	5.5	M12	28	62	31.3	8	85
	112	250	180	215	5.5	M12	28	62	31.3	8	85
	132	300	230	265	5.5	M12	38	82	41.3	10	110
	160	350	250	300	7	M16	42	112	45.3	12	158

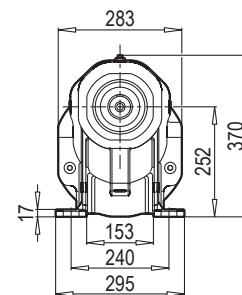
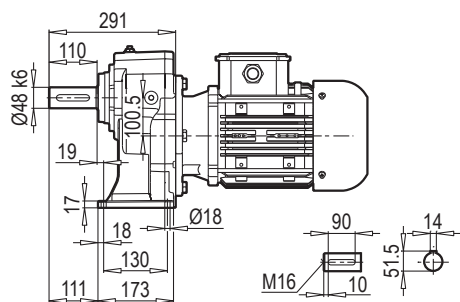
$\sim \frac{K_r}{K_f}$	
PAM B5	A/F 502-503
80	52
90	52
100	54
112	54
132	58
160	65

Редуктор	PAM B14	Øa2	Øb2	Øe2	f2	Øs2	Ød1	l1	t1	u1	o
A/F 502 A/F 503	80	120	80	100	3	7	19	42	21.8	6	70
	90	140	95	115	3	9	24	52	27.3	8	70
	100	160	110	130	3.5	9	28	62	31.3	8	85
	112	160	110	130	3.5	9	28	62	31.3	8	85
	132	200	130	165	3.5	11	38	82	41.3	10	110

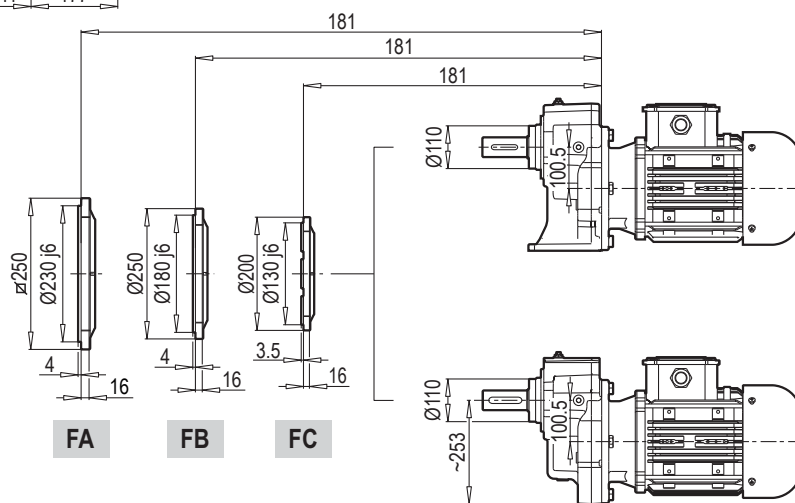
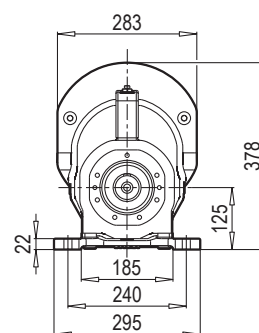
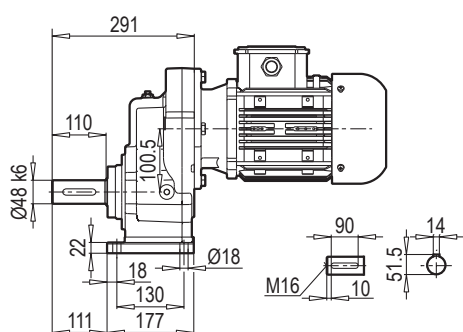
$\sim \frac{K_r}{K_f}$	
PAM B14	A/F 502-503
80	48
90	48
100	50
112	50
132	55

Редуктор	i	4- пол. 50Гц 1400об/мин n <sub>2</sub> [об / мин]	M <sub>a</sub> макс f <sub>B</sub> =1 4 - пол. [ Нм ]	P <sub>1</sub> макс W f <sub>B</sub> ≥ 1			PAM - IEC								
				4 - пол. 1400об/мин [кВт]	FR1 [кН]	FR2 (M) [кН]									
<b>A503</b> <b>F503</b> <b>W</b>  1  <b>+ PAM - IEC</b>  1	222.59	6.3	1800	1.19	2.9	18.0	80	90	90						
	194.86	7.2	1800	1.35	2.9	18.0	80	90	90						
	178.98	7.8	1800	1.47	2.8	18.0	80	90	90						
	162.21	8.6	1800	1.63	2.8	18.0	80	90	90						
	154.52	9.1	1800	1.71	2.8	18.0	80	90	90	100	112	132			
	142.00	9.9	1800	1.86	2.8	18.0	80	90	90	100	112				
	124.25	11.3	1800	2.12	2.8	18.0	80	90	90	100	112	132			
	112.61	12.4	1800	2.34	2.7	18.0	80	90	90	100	112	132			
	97.80	14.3	1800	2.70	2.7	18.0	80	90	90	100	112	132			
	85.33	16.4	1800	3.09	2.7	18.0	80	90	90	100	112	132			
	78.64	17.8	1800	3.36	2.6	18.0	80	90	90	100	112	132			
	71.27	19.6	1800	3.70	2.6	18.0	80	90	90	100	112	132			
	56.21	24.9	1600	4.17	2.5	18.0	80	90	90	100	112	132			
	<b>A502</b> <b>F502</b> <b>W</b>  1  <b>+ PAM - IEC</b>  1	48.77	28.7	1600	4.81	2.4	18.0	80	90	100	112	132			
43.32		32.3	1600	5.41	2.4	18.0	80	90	100	112	132				
39.21		35.7	1600	5.98	2.3	17.7	80	90	100	112	132				
34.83		40.2	1600	6.73	2.2	16.7	80	90	100	112	132				
31.57		44.3	1600	7.43	2.1	16.0	80	90	100	112	132				
28.26		49.5	1600	8.30	2.0	15.1	80	90	100	112	132				
26.98		51.9	1600	8.69	2.0	14.8			100	112	132	160			
23.14		60.5	1600	10.14	1.8	13.7			100	112	132	160			
21.69		64.5	1600	10.81	1.7	13.2			100	112	132	160			
19.66		71.2	1600	11.93	1.6	12.6			100	112	132	160			
18.81		74.4	1500	11.69	1.6	12.7			100	112	132	160			
16.86		83.0	1500	13.04	1.5	12.1			100	112	132	160			
15.13		92.6	1500	14.54	1.3	11.4			100	112	132	160			
13.71		102.1	1400	14.97	1.3	11.3			100	112	132	160			
11.20		125.0	1100	14.39	1.3	11.5					132	160			
9.01		155.4	900	14.65	1.3	11.2					132	160			
8.16	171.5	800	14.36	1.3	11.2					132	160				
7.55	185.5	800	15.54	1.2	10.8					132	160				
6.07	230.6	700	16.91	1.0	10.3					132	160				
5.50	254.5	700	18.65	0.8	9.8					132	160				
<b>A501</b> <b>F501</b> <b>W</b>  1  <b>+ PAM - IEC</b>  1	8.56	163.6	350	6.00	2.5	4.0	80	90	100	112	132				
	7.60	184.2	350	6.75	2.4	4.0	80	90	100	112	132				
	6.17	227.0	340	8.08	2.3	3.9	80	90	100	112	132				
	5.62	249.3	330	8.62	2.2	3.7	80	90	100	112	132				
	4.73	295.8	320	9.91	2.1	3.5			100	112	132				
	4.06	344.9	320	11.56	1.9	3.3			100	112	132				
	3.78	370.6	310	12.03	1.9	3.2			100	112	132				
	3.30	424.2	310	13.77	1.7	3.0			100	112	132				
	2.58	541.9	280	15.89	1.5	2.8			100	112	132				
	1.97	712.3	230	17.15	1.4	2.7					132				
	1.46	960.8	220	22.13	0.9	2.4					132				
1.32	1057.1	200	22.14	0.9	2.3					132					

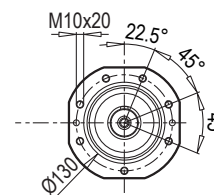
**A 601**



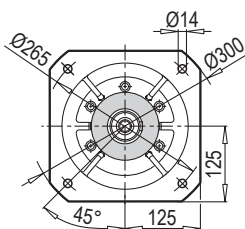
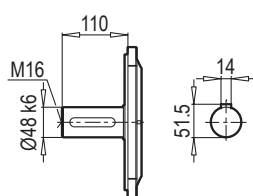
**AF-M 601**



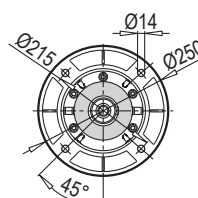
**AF 601**



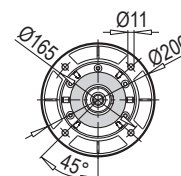
**F 601**



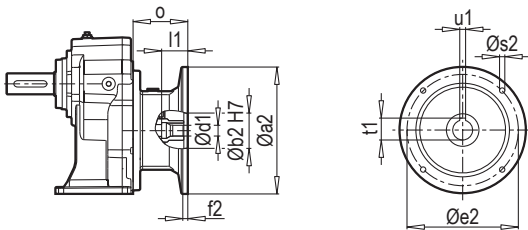
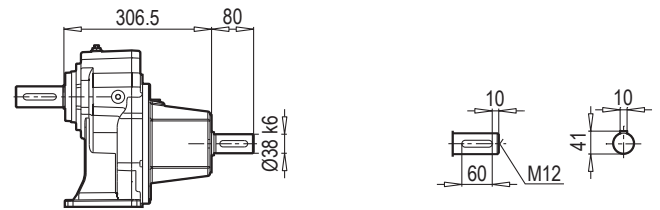
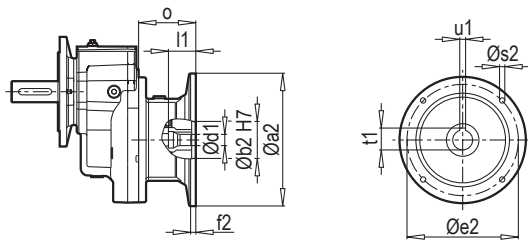
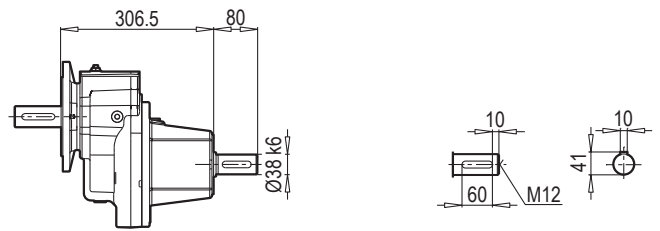
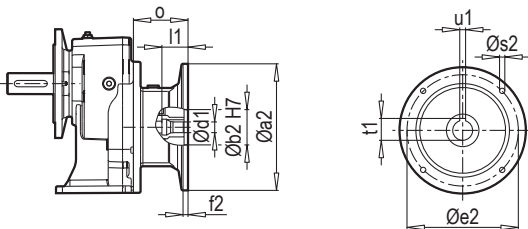
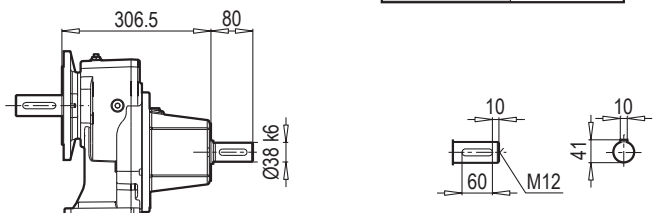
**FA**



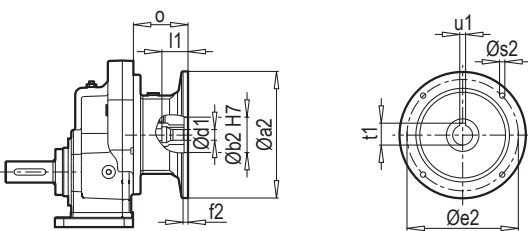
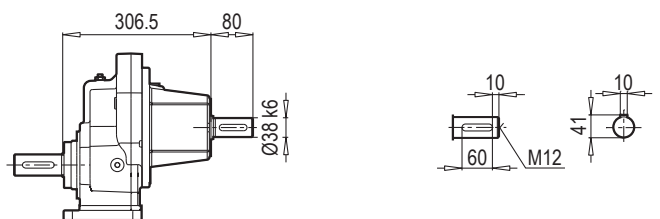
**FB**



**FC**

**A 601 PAM B5/B14**

**A 601 W**

**F 601 PAM B5/B14**

**F 601 W**

**AF 601 PAM B5/B14**

**AF 601 W**


	<b>W ~ Kr</b>
A/F 601	45

**AF-M 601 PAM B5/B14**

**AF-M 601 W**


Редуктор	PAM B5	Øa2	Øb2	Øe2	f2	Øs2	Ød1	l1	t1	u1	o
A/F 601	100	250	180	215	5.5	M12	28	62	31.3	8	76
	112	250	180	215	5.5	M12	28	62	31.3	8	76
	132	300	230	265	5.5	M12	38	82	41.3	10	101
	160	350	250	300	7	M16	42	112	45.3	12	148
	180	350	250	300	7	M16	48	112	51.8	14	148

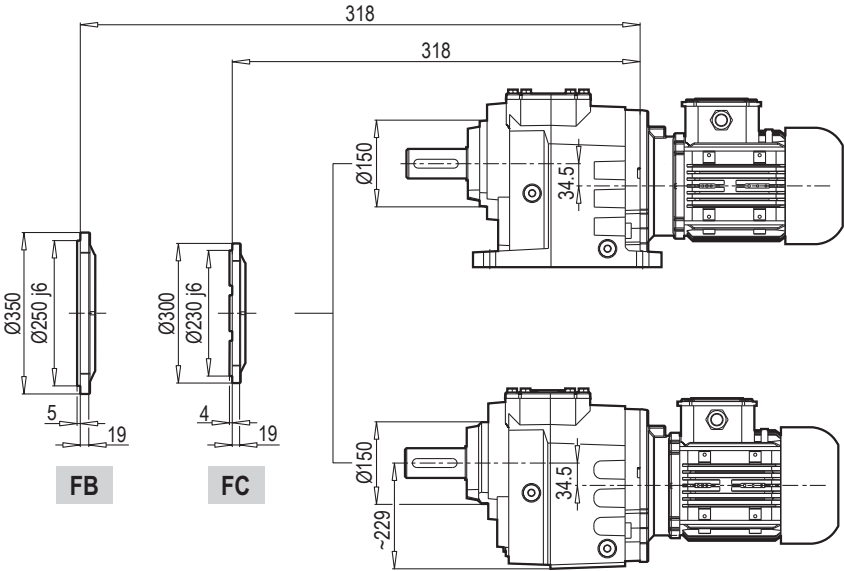
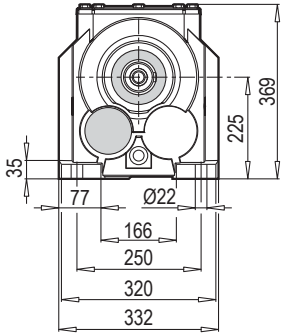
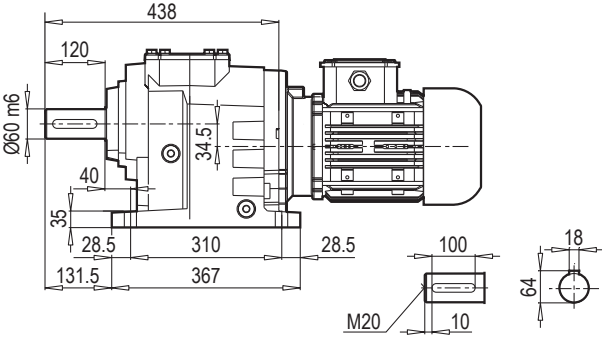
	<b>~ Kr</b>
PAM B5	A/F 601
100	37
112	37
132	40
160	47
180	47

Редуктор	PAM B14	Øa2	Øb2	Øe2	f2	Øs2	Ød1	l1	t1	u1	o
A/F 601	100	160	110	130	3.5	9	28	62	31.3	8	76
	112	160	110	130	3.5	9	28	62	31.3	8	76
	132	200	130	165	3.5	11	38	82	41.3	10	101

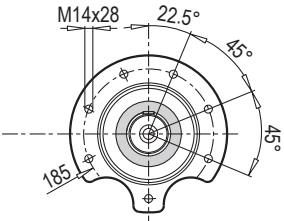
	<b>~ Kr</b>
PAM B14	A/F 601
100	34.5
112	34.5
132	38



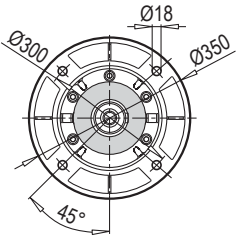
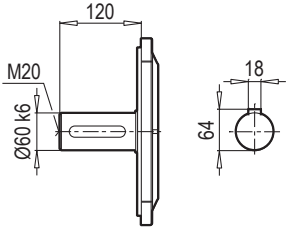
**A 602 - 603**



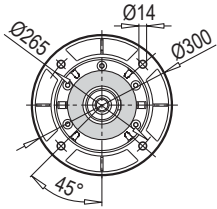
**AF 602 - 603**



**F 602 - 603**

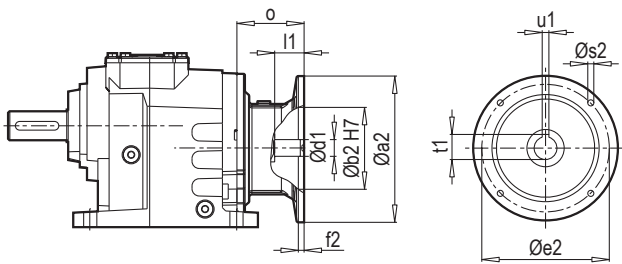


**FB**

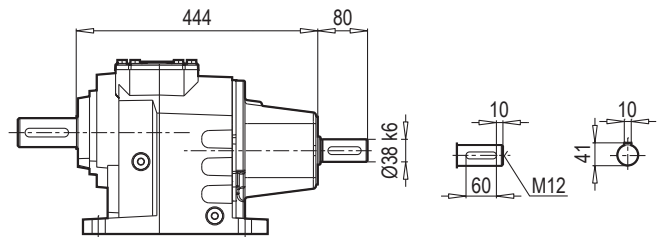


**FC**

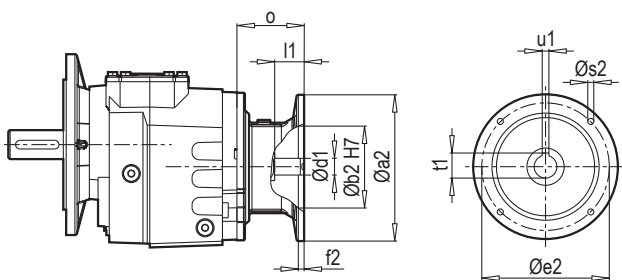
A 602-603 PAM B5/B14



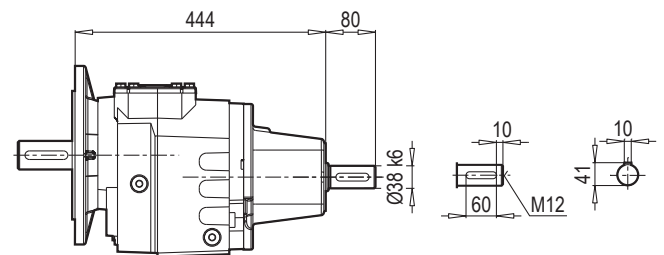
A 602-603 W



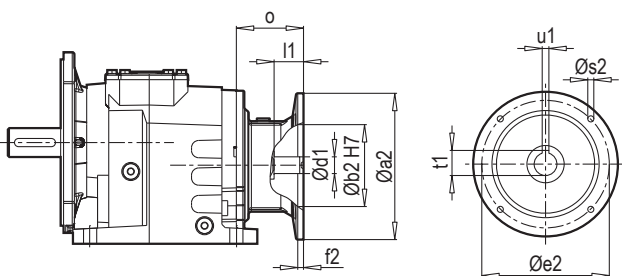
F 602-603 PAM B5/B14



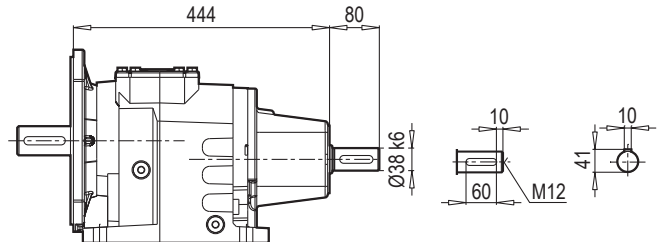
F 602-603 W



AF 602-603 PAM B5/B14



AF 602-603 W



W ~ Kr	
A/F 602-603	90

Редуктор	PAM B5	Øa2	Øb2	Øe2	f2	Øs2	Ød1	l1	t1	u1	o
A/F 602 A/F 603	90	200	130	165	5	M10	24	52	27.3	8	61
	100	250	180	215	5.5	M12	28	62	31.3	8	76
	112	250	180	215	5.5	M12	28	62	31.3	8	76
	132	300	230	265	5.5	M12	38	82	41.3	10	101
	160	350	250	300	7	M16	42	112	45.3	12	148
	180	350	250	300	7	M16	48	112	51.8	14	148

~ Kr	
PAM B5	A/F 602-603
90	81
100	85
112	85
132	88
160	94
180	94

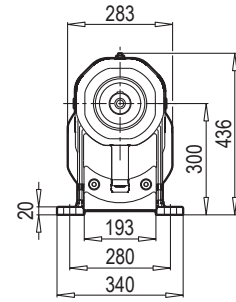
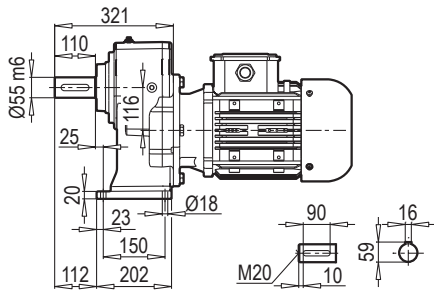
Редуктор	PAM B14	Øa2	Øb2	Øe2	f2	Øs2	Ød1	l1	t1	u1	o
A/F 602 A/F 603	90	140	95	115	3	9	24	52	27.3	8	61
	100	160	110	130	3.5	9	28	62	31.3	8	76
	112	160	110	130	3.5	9	28	62	31.3	8	76
	132	200	130	165	3.5	11	38	82	41.3	10	101

~ Kr	
PAM B14	A/F 602-603
90	78
100	80
112	80
132	86

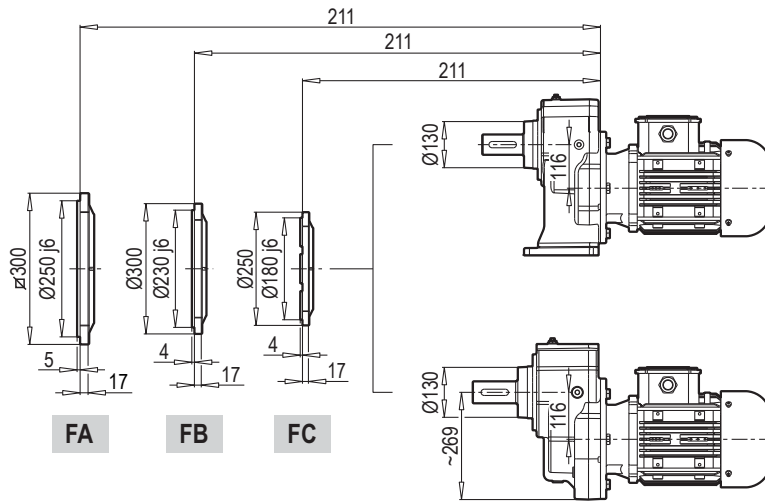
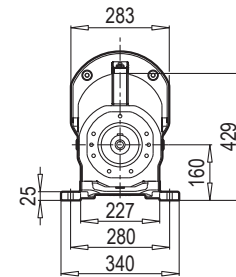
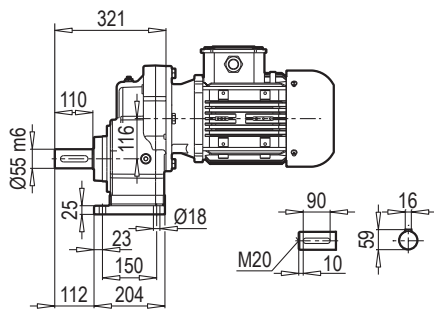
**W - IEC - PAM**

Редуктор	i	4- пол. 50Гц 1400об/мин n <sub>2</sub> [об / мин]	M <sub>a</sub> макс f <sub>B</sub> =1 4 - пол. [ Нм ]	P <sub>1</sub> макс W f <sub>B</sub> ≥ 1			PAM - IEC												
				4 - пол. 1400об/мин	FR1 [кН]	FR2 (M) [кН]													
<b>A603</b> <b>F603</b> <b>W</b> 1 <b>+ PAM - IEC</b> 1	242.67	5.8	3600	2.17	4.0	22.0	90	100	112	132									
	215.56	6.5	3500	2.38	4.0	22.0	90	100	112	132									
	194.31	7.2	3500	2.64	4.0	22.0	90	100	112	132									
	181.13	7.7	3500	2.83	4.0	22.0	90	100	112	132									
	160.90	8.7	3500	3.19	3.9	22.0	90	100	112	132									
	143.57	9.8	3500	3.57	3.9	22.0	90	100	112	132									
	134.25	10.4	3500	3.82	3.9	22.0		100	112	132	160								
	121.02	11.6	3500	4.24	3.9	22.0		100	112	132	160								
	100.21	14.0	3500	5.12	3.9	22.0		100	112	132	160								
	93.60	15.0	3500	5.48	3.8	22.0		100	112	132	160								
	84.37	16.6	3500	6.08	3.8	22.0		100	112	132	160								
	79.98	17.5	3500	6.42	3.8	22.0		100	112	132	160								
	69.87	20.0	3500	7.34	3.7	22.0		100	112	132	160								
	55.75	25.1	3500	9.20	3.7	22.0				132	160								
	<b>A602</b> <b>F602</b> <b>W</b> 1 <b>+ PAM - IEC</b> 1	50.91	27.5	3300	9.50	3.6	22.0	100	112	132									
45.27		30.9	3300	10.69	3.6	22.0	100	112	132	160									
40.81		34.3	3300	11.85	3.5	21.7	100	112	132	160									
38.00		36.8	2800	10.80	3.6	22.0	100	112	132										
33.79		41.4	3200	13.88	3.4	20.0	100	112	132	160									
30.35		46.1	3200	15.46	3.4	18.9	100	112	132	160									
28.36		49.4	3300	17.06	3.3	17.8	100	112	132	160	180								
25.57		54.8	3300	18.92	3.2	16.8	100	112	132	160	180								
23.66		59.2	3300	20.45	3.1	16.1	100	112	132	160	180								
21.17		66.1	3200	22.16	3.1	15.4	100	112	132	160	180								
19.59		71.5	3200	23.94	3.0	14.7	100	112	132	160	180								
17.60		79.5	3200	26.65	2.9	13.8	100	112	132	160	180								
15.87		88.2	3200	29.56	2.7	12.9	100	112	132	160	180								
13.14		106.5	3100	34.59	2.5	11.8	100	112	132	160	180								
10.91		128.3	3000	40.31	2.2	10.8			132	160	180								
9.83		142.4	2800	41.74	2.2	10.8			132	160	180								
8.14		171.9	2500	45.01	2.0	10.6			132	160	180								
6.92	202.4	2300	48.74	1.8	10.4			132	160	180									
6.24	224.5	2000	47.02	1.9	10.9			132	160	180									
5.16	271.1	1800	51.10	1.7	10.5			132	160	180									
<b>A601</b> <b>F601</b> <b>W</b> 1 <b>+ PAM - IEC</b> 1	8.30	168.7	650	11.48	3.4	5.0	100	112	132	160									
	7.45	187.8	650	12.78	3.4	5.0	100	112	132	160									
	6.15	227.5	640	15.25	3.3	4.9	100	112	132	160									
	5.20	269.2	620	17.48	3.1	4.6	100	112	132	160	180								
	4.81	290.9	620	18.89	3.1	4.4	100	112	132	160	180								
	4.28	327.3	610	20.90	3.0	4.2			132	160	180								
	3.65	383.6	600	24.10	2.8	3.9	100	112	132	160	180								
	3.23	433.8	600	27.25	2.7	3.7	100	112	132	160	180								
	2.44	572.7	550	32.98	2.4	3.4			132	160	180								
	2.00	700.0	450	32.98	2.4	3.3			132	160	180								
1.38	1011.1	450	47.64	1.7	2.8			132	160	180									
1.27	1103.8	400	46.23	1.8	2.8			132	160	180									

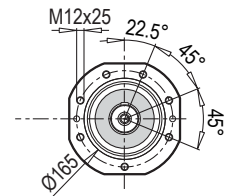
**A 701**



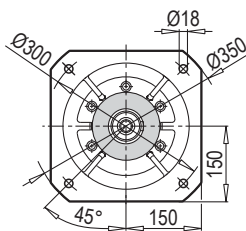
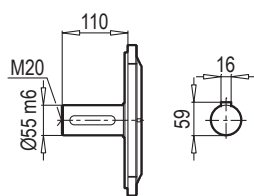
**AF-M 701**



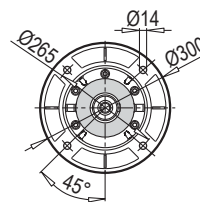
**AF 701**



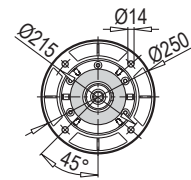
**F 701**



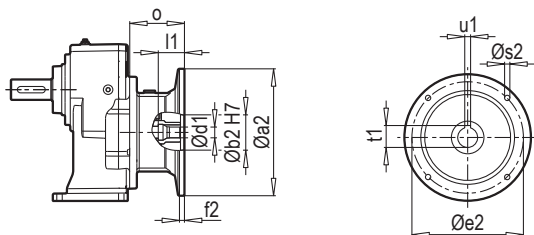
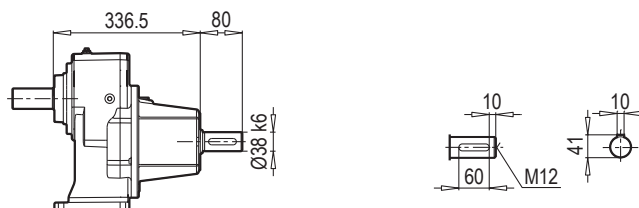
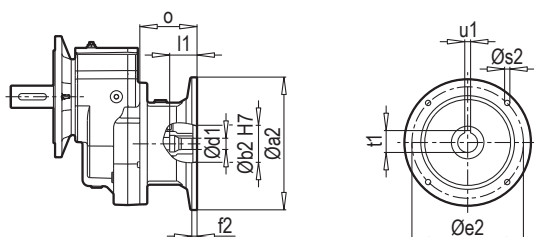
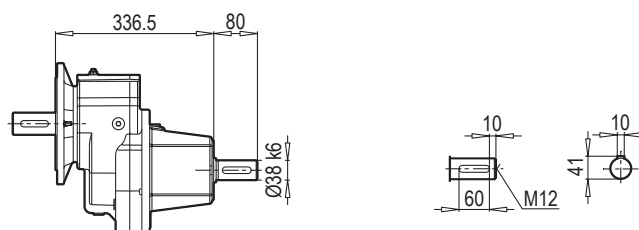
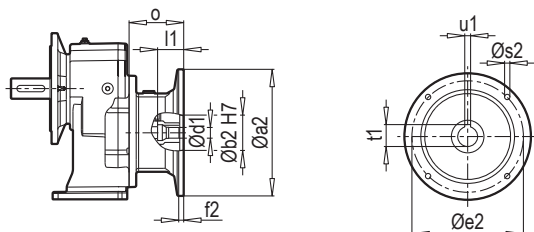
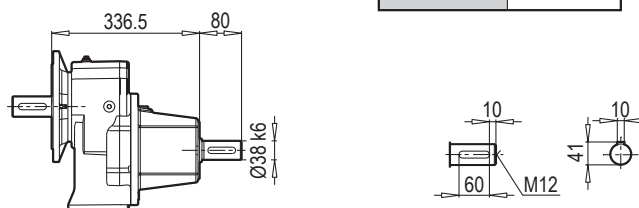
**FA**



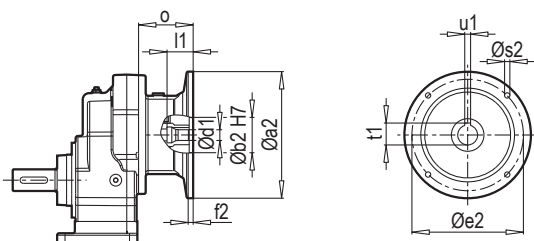
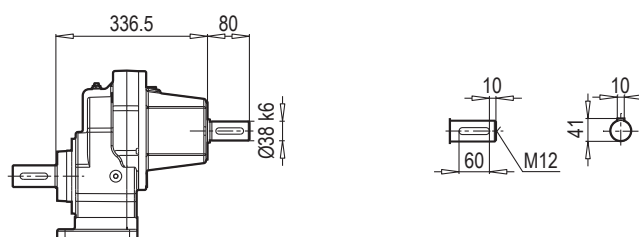
**FB**



**FC**

**A 701 PAM B5/B14**

**A 701 W**

**F 701 PAM B5/B14**

**F 701 W**

**AF 701 PAM B5/B14**

**AF 701 W**


<b>W ~ Kr</b>	
A/F 701	49

**AF-M 701 PAM B5/B14**

**AF-M 701 W**


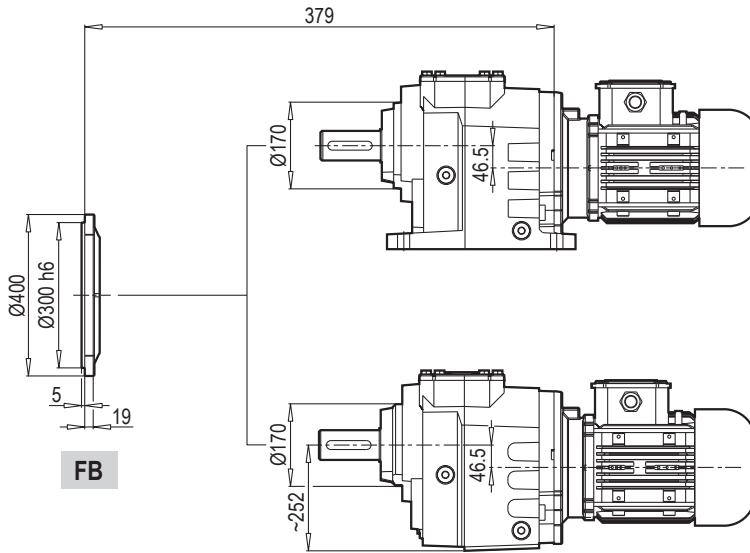
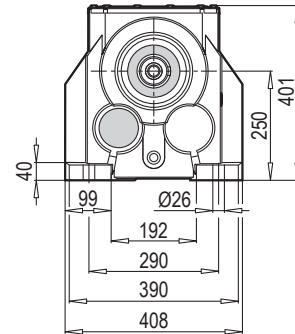
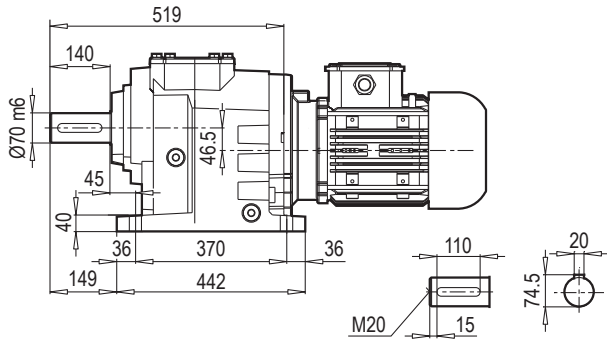
Редуктор	PAM B5	Øa2	Øb2	Øe2	f2	Øs2	Ød1	l1	t1	u1	o
A/F 701	132	300	230	265	5.5	M12	38	82	41.3	10	101
	160	350	250	300	7	M16	42	112	45.3	12	148
	180	350	250	300	7	M16	48	112	51.8	14	148
	200	400	300	350	7	M16	55	112	59.3	16	185

<b>~ Kr</b>	
PAM B5	A/F 701
132	43
160	50
180	50
200	65

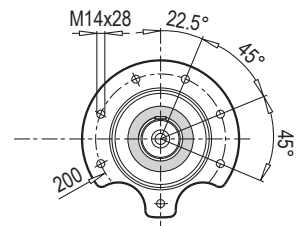
Редуктор	PAM B14	Øa2	Øb2	Øe2	f2	Øs2	Ød1	l1	t1	u1	o
A/F 701	132	200	130	165	3.5	11	38	82	41.3	10	101

<b>~ Kr</b>	
PAM B14	A/F 701
132	41

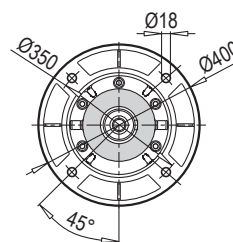
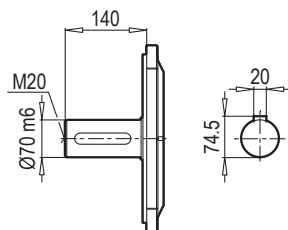
A 702 - 703



AF 702 - 703

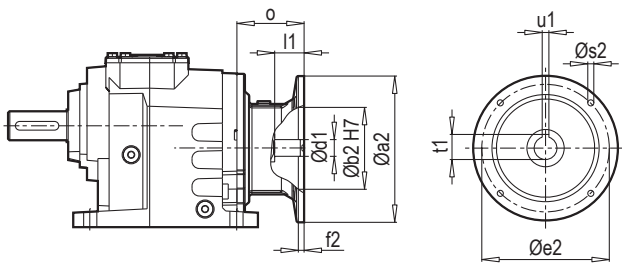


F 702 - 703

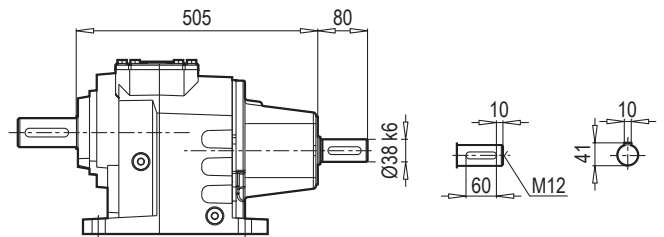


FB

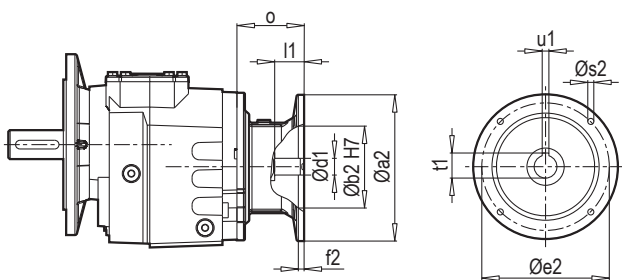
A 702-703 PAM B5/B14



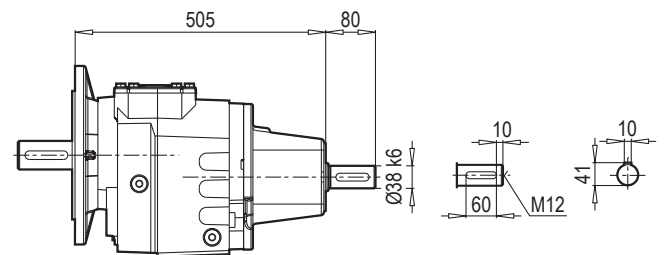
A 702-703 W



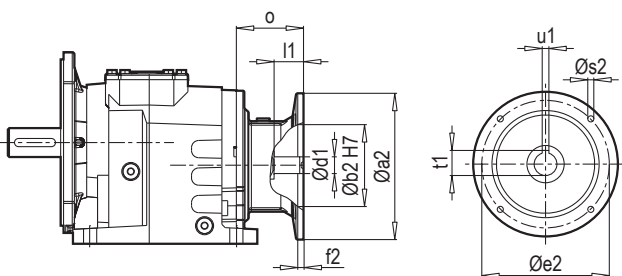
F 702-703 PAM B5/B14



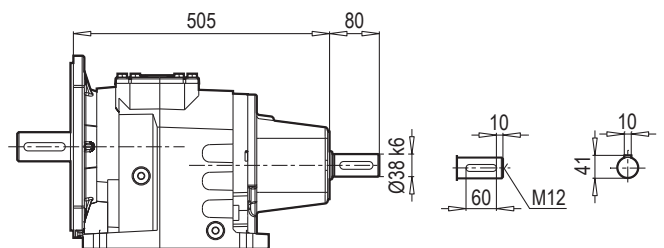
F 702-703 W



AF 702-703 PAM B5/B14



AF 702-703 W



W ~ Kr	
A/F 702-703	119

Редуктор	PAM B5	Øa2	Øb2	Øe2	f2	Øs2	Ød1	l1	t1	u1	o
A/F 702 A/F 703	100	250	180	215	5.5	M12	28	62	31.3	8	76
	112	250	180	215	5.5	M12	28	62	31.3	8	76
	132	300	230	265	5.5	M12	38	82	41.3	10	101
	160	350	250	300	7	M16	42	112	45.3	12	148
	180	350	250	300	7	M16	48	112	51.8	14	148
	200	400	300	350	7	M16	55	112	59.3	16	185

~ Kr	
PAM B5	A/F 702-703
100	114
112	114
132	117
160	123
180	123
200	139


















Редуктор	PAM B14	Øa2	Øb2	Øe2	f2	Øs2	Ød1	l1	t1	u1	o
A/F 702 A/F 703	100	160	110	130	3.5	9	28	62	31.3	8	76
	112	160	110	130	3.5	9	28	62	31.3	8	76
	132	200	130	165	3.5	11	38	82	41.3	10	101

~ Kr	
PAM B14	A/F 702-703
100	109
112	109
132	115

Редуктор	i	4- пол. 50Гц 1400об/мин n <sub>2</sub> [об / мин]	M <sub>a</sub> макс f <sub>B</sub> =1 4 - пол. [ Нм ]	P <sub>1</sub> макс W f <sub>B</sub> ≥ 1			PAM - IEC										
				4 - пол. 1400об/мин [кВт]	FR1 [кН]	FR2 (M) [кН]											
<b>A703</b> <b>F703</b> <b>W</b> 1 <b>+ PAM - IEC</b> 1	260.15	5.4	5000	2.82	3.9	30.0	100	112	132								
	231.34	6.1	5000	3.17	3.9	30.0	100	112	132	160	180						
	207.78	6.7	5000	3.53	3.9	30.0	100	112	132	160	180						
	189.54	7.4	5000	3.87	3.9	30.0	100	112	132	160	180						
	173.11	8.1	5000	4.23	3.9	30.0	100	112	132	160	180						
	155.48	9.0	5000	4.71	3.8	30.0	100	112	132	160	180						
	144.94	9.7	5000	5.06	3.8	30.0	100	112	132	160	180	200					
	128.35	10.9	5000	5.71	3.8	30.0	100	112	132	160	180						
	118.75	11.8	5000	6.17	3.8	30.0	100	112	132	160	180	200					
	108.46	12.9	5000	6.76	3.8	30.0	100	112	132	160	180	200					
	100.38	13.9	5000	7.30	3.7	30.0	100	112	132	160	180	200					
	89.95	15.6	5000	8.15	3.7	30.0	100	112	132	160	180	200					
	83.35	16.8	5000	8.79	3.7	30.0	100	112	132	160	180	200					
	73.70	19.0	5000	9.95	3.6	30.0	100	112	132	160	180	200					
	67.31	20.8	5000	10.89	3.6	30.0	100	112	132	160	180	200					
	55.75	25.1	5000	13.15	3.5	30.0			132	160	180	200					
	45.67	30.7	5000	16.05	3.4	30.0			132	160	180	200					
	<b>A702</b> <b>F702</b> <b>W</b> 1 <b>+ PAM - IEC</b> 1	44.67	31.3	5000	16.41	3.4	30.0	132	160	180							
36.60		38.3	5000	20.03	3.2	30.0	132	160	180								
33.43		41.9	5000	21.93	3.2	29.5	132	160	180								
30.27		46.2	5000	24.21	3.1	28.0	132	160	180								
27.87		50.2	5000	26.30	3.0	26.8	132	160	180	200							
24.80		56.4	5000	29.55	2.9	25.2	132	160	180								
22.84		61.3	5000	32.10	2.8	24.1	132	160	180	200							
20.86		67.1	5000	35.14	2.6	22.9	132	160	180	200							
19.60		71.4	5000	37.40	2.6	22.1	132	160	180	200							
17.18		81.5	4800	40.95	2.4	21.1	132	160	180	200							
14.08		99.5	4600	47.90	2.1	19.4	132	160	180	200							
12.86		108.9	4400	50.17	2.0	19.0	132	160	180	200							
10.53		132.9	4000	55.68	1.8	18.2		160	180	200							
8.63		162.3	3800	64.57	1.5	16.9		160	180	200							
7.88		177.7	3700	68.83	1.3	16.3		160	180	200							
7.20		194.6	3600	73.34	1.1	15.8		160	180	200							
5.90		237.5	3200	79.57	0.9	15.3		160	180	200							
5.38		260.0	3000	81.68	0.8	15.2		160	180	200							
<b>A701</b> <b>F701</b> <b>W</b> 1 <b>+ PAM - IEC</b> 1	7.80	179.5	1000	18.79	3.2	6.0	132	160	180								
	6.33	221.1	900	20.83	3.1	6.0	132	160	180								
	5.29	264.9	880	24.41	3.0	5.8	132	160	180								
	4.87	287.7	870	26.21	2.9	5.6	132	160	180	200							
	4.18	335.2	850	29.84	2.7	5.3	132	160	180	200							
	3.63	385.5	850	34.31	2.6	5.0	132	160	180	200							
	3.19	438.8	820	37.68	2.4	4.8	132	160	180	200							
	3.00	466.7	800	39.09	2.4	4.7	132	160	180	200							
	2.52	555.6	800	46.54	2.1	4.3	132	160	180	200							
	2.03	688.1	750	54.04	1.8	4.0	132	160	180	200							
	1.84	761.4	700	55.81	1.7	3.9		160	180	200							
	1.44	969.2	700	71.04	1.1	3.5		160	180	200							
1.26	1114.3	650	75.84	0.9	3.4		160	180	200								

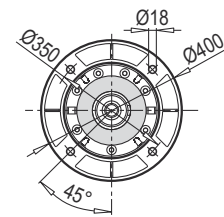
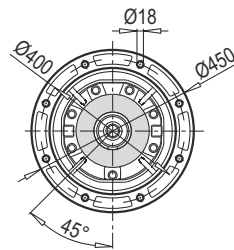
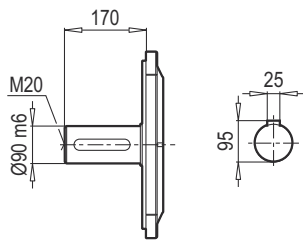
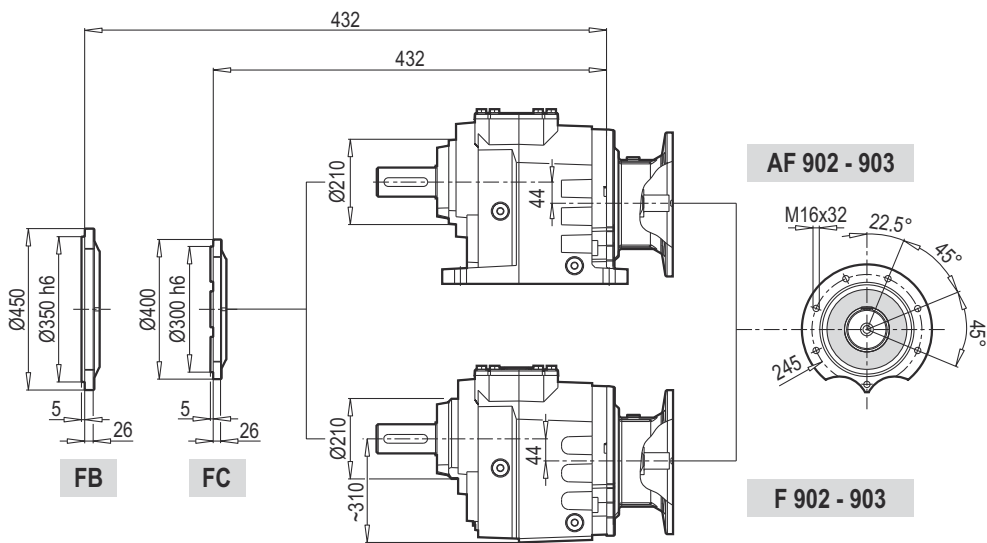
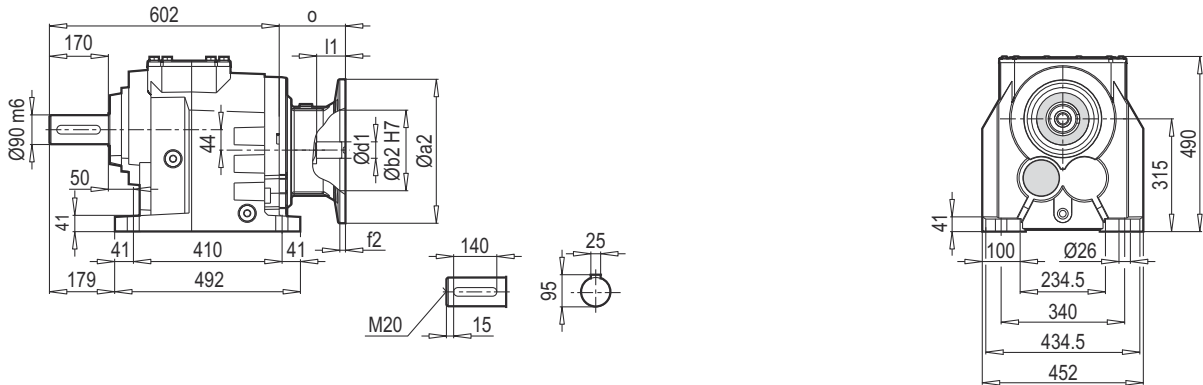


W - IEC - PAM

Typ / Type / Tipo Type / Tipo	iges	4-pol 50Hz 1400rpm n2 [min-1]	M <sub>amax</sub> f <sub>B</sub> =1 4 - pol. [Nm]	P <sub>1max</sub> W f <sub>B</sub> ≥ 1			PAM - IEC									
				4 - pol. 1400rpm [kW]	FR1 [kN]	FR2 [kN]	f <sub>B</sub> →  39 - 107									
<b>A903</b> <b>F903</b> <b>W</b>   141 + <b>PAM - IEC</b>   141	205.73	6.8	8000	5.70	8.0	55.0	132	160	180							
	185.64	7.5	8000	6.32	8.0	55.0	132	160	180							
	154.07	9.1	8000	7.61	8.0	55.0	132	160	180							
		139.41	10.0	8000	8.41	8.0	55.0	132	160	180						
	 141	128.36	10.9	8000	9.14	8.0	55.0	132	160	180	200					
	+	115.83	12.1	8000	10.13	8.0	55.0	132	160	180	200					
	<b>PAM - IEC</b>	104.41	13.4	8000	11.23	8.0	55.0	132	160	180						
		96.13	14.6	8000	12.20	8.0	55.0	132	160	180	200					
	 141	86.43	16.2	8000	13.57	8.0	55.0	132	160	180	200					
		79.13	17.7	8000	14.82	8.0	55.0	132	160	180	200					
		71.40	19.6	8000	16.43	8.0	54.3	132	160	180	200					
		63.02	22.2	8000	18.61	8.0	51.2	132	160	180	200					
		59.26	23.6	8000	19.79	8.0	49.6	132	160	180	200					
		53.66	26.1	8000	21.86	8.0	47.2	132	160	180	200					
		48.50	28.9	8000	24.18	8.0	44.9		160	180	200					
	<b>A902</b> <b>F902</b> <b>W</b>   141 + <b>PAM - IEC</b>   141	42.47	33.0	8000	27.61	5.1	42.3	160	180	200	225					
		38.33	36.5	8000	30.60	5.1	40.1	160	180	200	225					
31.81		44.0	8000	36.87	5.1	36.3	160	180	200	225						
		26.38	53.1	8000	44.46	5.1	32.3	160	180	200	225					
 141		23.80	58.8	8000	49.28	5.1	30.8	160	180	200	225					
+		19.75	70.9	8000	59.37	5.1	27.5	160	180	200	225					
<b>PAM - IEC</b>		17.18	81.5	7900	67.42	5.1	25.5	160	180	200	225					
		15.50	90.3	7800	73.77	5.1	24.2	160	180	200	225					
 141		12.86	108.8	7300	83.19	5.1	22.9	160	180	200	225					
		10.28	136.2	7200	102.69	5.0	20.0	160	180	200	225					
		9.28	150.9	6500	102.74	5.0	20.7	160	180	200	225					
		7.70	181.9	5300	100.94	5.0	21.9	160	180	200	225					
		6.89	203.2	5000	106.38	4.0	21.5	160	180	200	225					
		6.22	225.2	4900	115.54	4.0	20.6	160	180	200	225					
		5.16	271.3	4600	130.69	4.0	19.4	160	180	200	225					

# A/F 902 - 903

## A 902 - 903

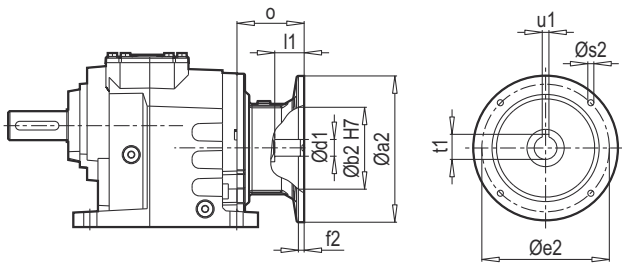


FB

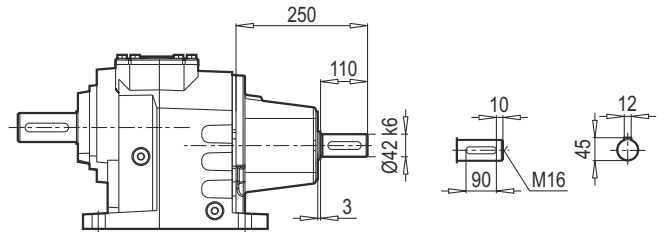
FC

	132	160	180	200	225			
a2	300	350	350	400	450			
b2	230	250	250	300	350			
d1	38	42	48	55	60			
f2	5.5	7	7	7	7			
L	82	112	112	112	142			
u1	10	12	14	16	18			
t1	41.3	45.3	51.8	59.3	64.4			
o	76	124	124	161	161			

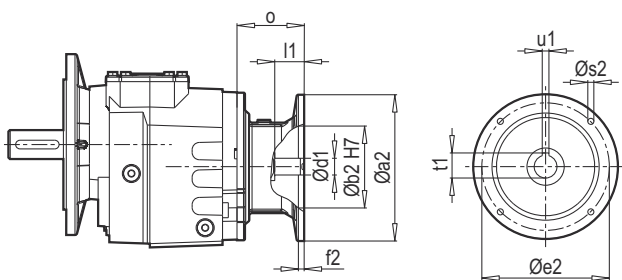
A 902-903 PAM B5/B14



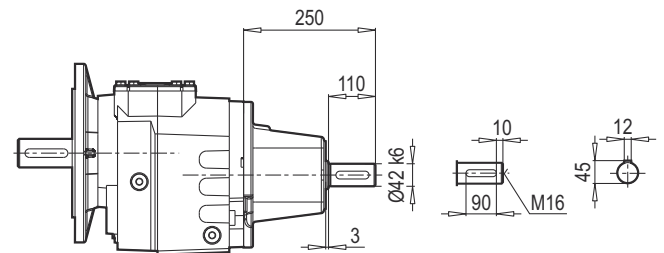
A 902-903 W



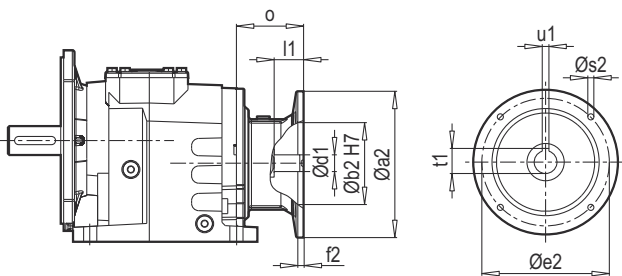
F 902-903 PAM B5/B14



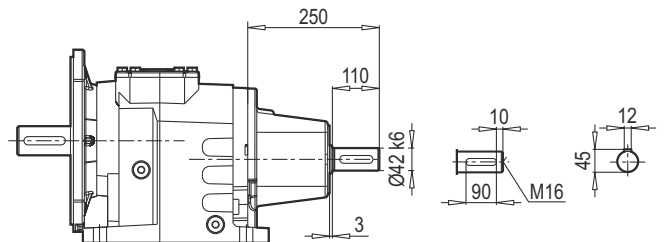
F 902-903 W



AF 902-903 PAM B5/B14



AF 902-903 W



W ~ Kg	
A/F 902-903	195

Typ / Type / Типо Type / Типо	PAM B5	Øa2	Øb2	Øe2	f2	Øs2	Ød1	l1	t1	u1	o
A/F 902 A/F 903	132	300	230	265	5.5	M12	38	82	41.3	10	76
	160	350	250	300	7	M16	42	112	45.3	12	124
	180	350	250	300	7	M16	48	112	51.8	14	124
	200	400	300	350	7	M16	55	112	59.3	16	161
	225	450	350	400	7	M16	60	142	64.4	18	161

~ Kg	
PAM B5	A/F 902-903
132	182
160	190
180	190
200	205
225	208

Typ / Type / Типо Type / Типо	PAM B14	Øa2	Øb2	Øe2	f2	Øs2	Ød1	l1	t1	u1	o
A/F 903	132	200	130	165	3.5	11	38	82	41.3	10	76

~ Kg	
PAM B14	A/F 903
132	175

ООО "РусАвтоматизация"

454010 г. Челябинск, ул. Гагарина 5, оф. 507  
 тел. 8-800-775-09-57 (звонок бесплатный), +7(351)799-54-26, тел./факс +7(351)211-64-57  
[info@rusautomation.ru](mailto:info@rusautomation.ru); русавтоматизация.рф; [www.rusautomation.ru](http://www.rusautomation.ru)