

# Rotating Level Indicators ILT



# PRECISE AND RELIABLE LEVEL INDICATORS FOR POWDERY AND GRANULAR MATERIALS

ILT Rotating Level indicators are designed for level monitoring of bins, hoppers or silos by means of the rotating paddle.

When the material level reaches the measuring paddle the rotation is blocked. The motor is freely suspended within the casing.

The resulting reaction torque activates a limit switch output signal that stops the motor.

As soon as the material level sinks below the paddle radius, a spring pulls the motor back into its operating position. The switch returns to the OFF position and the motor is switched on.

The top or side-mounted indicators are commonly used for materials having a minimum bulk density of 0.3 t/m<sup>3</sup> (0.01 lbs per cu in).

## Features

### MECHANICAL DATA

- Enclosure: IP 66
- Process connection: Thread G1 1/4", G1 1/2", G2 1/2"
- Material process connection: Plastic and aluminium
- Material shaft and measuring vane: stainless steel
- Friction clutch: Protection of the gearing from impact of the measuring vane
- Pickup delay: Approx. 1.3 sec
- Sensitivity: adjustable via reset force of spring in three positions
- Speed of measuring vane: 1 r.p.m.

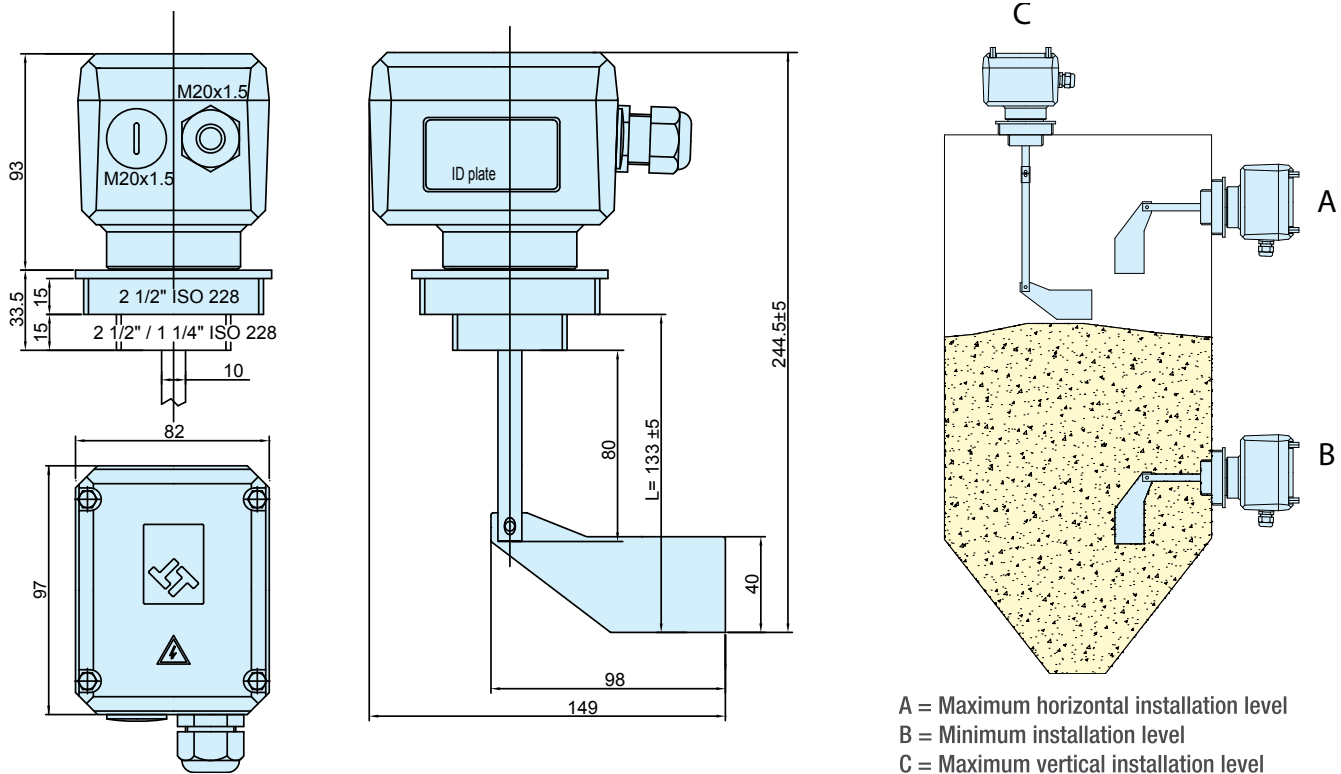
### ELECTRICAL DATA

- Mains voltage: 24/48V 50-60Hz or 115V / 230V, 50-60Hz or 24V DC (all voltages +10% / -15%)
- Installed load: 3 VA (3W)
- Signal output: Floating micro-switch
- Signal output: Floating micro-switch ( AC max. 250V, 2 A, 500W - DC max. 300V, 2A, 60W )
- Protection class: I

### OPERATING CONDITIONS

- Container excess pressure: max. 0.8 bar
- Temperature inside vessel: -20°C ~ 80°C (-20°C / + 250°C with high temperature version)
- Ambient temperature inside the casing: -20°C ~ 70 °C

## Overall Dimensions



A = Maximum horizontal installation level  
 B = Minimum installation level  
 C = Maximum vertical installation level

## Benefits

- ✓ ATEX certified version available for use in hazardous classified areas;
- ✓ High or low process temperature options;
- ✓ Various process connections (flange and thread);
- ✓ Easy installation;
- ✓ Uninfluenced by material properties such as conductivity, dust, dielectricity;
- ✓ Extremely reliable level measuring of bulk solids;
- ✓ Different measuring paddle types, suitable for all densities.



### 1 ROTATING PADDLE




Made from 304 Stainless Steel

### 2 CASING



Die-cast Aluminium  
Protection IP66  
Electronic Panel Included

### 3 THREADED FITTING



**Standard**  
Thread: 1" ½ ISO 228  
Thread: 2" ½ ISO 228  
Material: Delrin



**ATEX Ex II 1/2 D IP66 T 100°C**  
Thread: 1" ½ ISO 228  
Material: Aluminium


## Accessories

### Threaded bushes




Made from carbon steel, to be welded on to the silo/hopper wall to facilitate installation of the ILT  
Thread: 1" ½ ISO 228  
Thread: 2" ½ ISO 228

### Double paddle for light materials



### External light



### Rotation control



ILTRO is the code for rotation control multi-voltage version of ILT indicators

### Shaft extension



Shaft extensions are available in zinc-coated carbon steel or 304 stainless steel

- Available 500 mm and 1000 mm pieces
- Modular extension-type
- Maximum extension length allowed: 3,000 mm
- To be used in vertical position only

## Application



ILT Rotating Level Indicators are fitted on the walls of a bin, silo or hopper, depending on the type of detection they are installed for.

---

### ООО “РусАвтоматизация”

454010 г. Челябинск, ул. Гагарина 5, оф. 507  
тел. 8-800-775-09-57 (звонок бесплатный), +7(351)799-54-26, тел./факс +7(351)211-64-57  
[info@rusautomation.ru](mailto:info@rusautomation.ru); [русавтоматизация.рф](http://rusавтоматизация.рф); [www.rusautomation.ru](http://www.rusautomation.ru)