

MFM500 Flow Switch

Features

- Full metal housing, no movable parts, no need to maintenance;
- Easy installation, suitable for different tube diameters;
- Switch output, control point setting continuously on panel;
- LED flicker and display flow and switch situation at real time.



Brief Introduction

MFM500 Flow Switch is able to monitor and control the liquid flowing of the tube at real time, providing switch output signal and display velocity of flow on multi-LED indicators. The monitoring functions are as follow:

- Media flowing, reduce/ increase velocity of flowing;
- Media exist/non-exist;
- Media flowing/stillness;

The product could be used for monitoring velocity of flow, flow-cut or prevent pump racing. It is widely used for monitoring velocity of flow and fluid, or protecting the key device when the liquid runoff is failure in various industries.

Applications

- Water and electricity industries, pump controlling in Water Distribution System;
- Metal processing industry, controlling flowing value of the refrigerant and the lubricant, liquid pressure and water supply system;
- Iron and steel industries, chemi-industries, pump racing protection and monitoring leaking and the level of the liquid;
- Beverage industries and monitoring purifying process.

Specification

Measure range: 1 ~ 150cm/s (water) , 3 ~ 300cm/s(oil)

Working voltage: 24VDC±20%

Consumption: < 90mA

Output signal: Relay , PNP , NPN(three versions optional)

Relay character:

Switch voltage: $\leq 250\text{VAC}/30\text{VDC}$

Switch current: $\leq 3\text{A}$

Transistors character:

Switch voltage: $24\text{VDC} \pm 20\%$

Switch current: $\leq 400\text{mA}$

Initial time: typ. 8s(2 ~ 15s)

Response time: typ 2s(1 ~ 15s)

Temperature grades: $250^\circ\text{C}/\text{min}(\text{max})$

Protection: IP67

Media temp: $-20^\circ\text{C} \sim +80^\circ\text{C}$

Environment temp: $-10^\circ\text{C} \sim +70^\circ\text{C}$

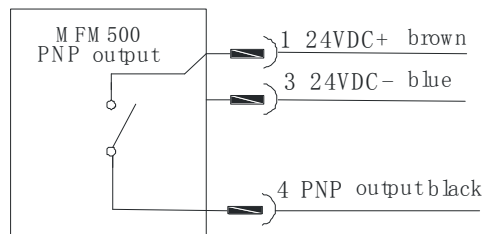
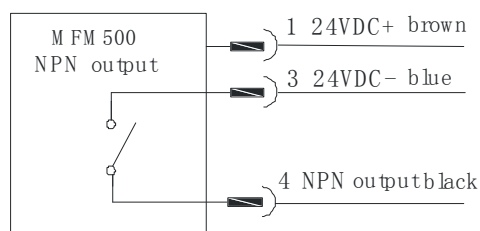
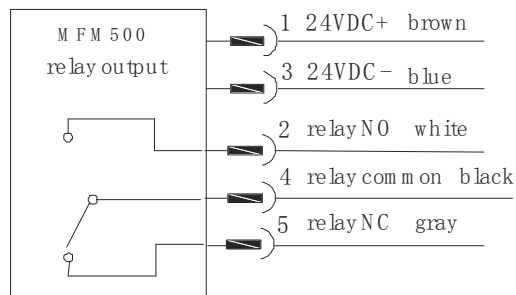
Storage temp.: $-20^\circ\text{C} \sim +85^\circ\text{C}$

Endurance Pressure: 10MPa

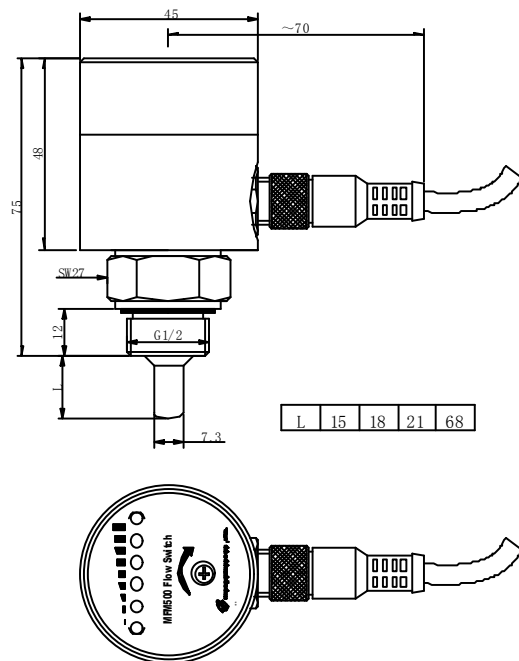
Construction material: stainless steel 1Cr18Ni9Ti

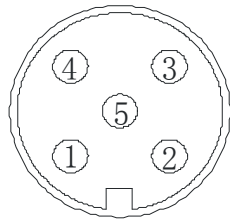
Flow display: 6 LED indicators

Electric Connection



Outline Dimension





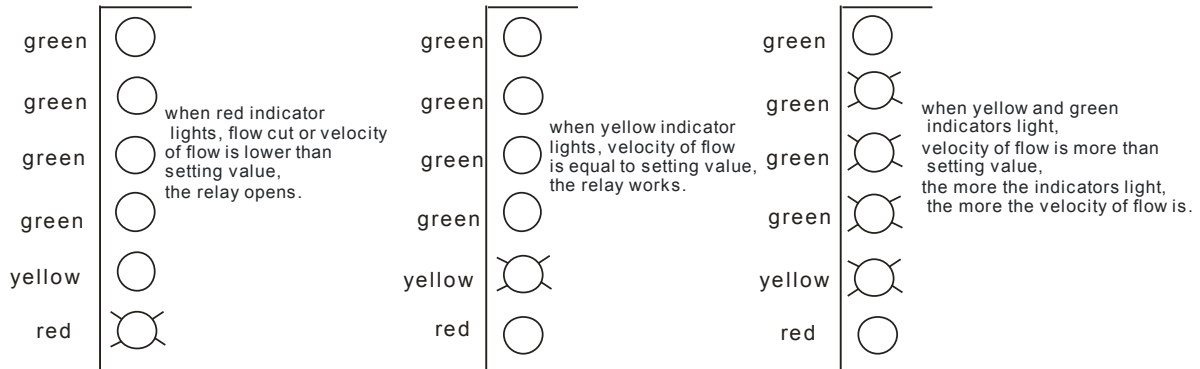
Pin	Color
1	brown
2	white
3	blue
4	black
5	gray

M12x1plug connection

Terminal Defination:

Defination	Wire color	Pin #
Power supply+	Brown	1
Power supply-	Blue	3
Relay common	Black	4
Relay NO	White	2
Relay NC	Gray	5
Transistor NPN	Black	4
Transistor PNP	Black	4

Setting Introduction



Install switch and make the media flowing as the expected velocity of flow. Adjust the screw with screwdriver until the first green light lights. Then, when velocity of flow is smaller than current value, the switch works. If it is preferred to make controlling point value smaller than current velocity of flow, please adjust the screw and make more green lights light.

Order Guide

MFM500	Flow Switch					
	Code	Others				
	V1	24VDC				
	Code	Pressure Port				
	C3	G1/2 male (or as required)				
	Code	Output sina				
	J	Relay output				
	P	PNP transistor output				
	N	NPN transistor output				
	Code	Probe length				
	L1	15mm				
	L3	21mm				
	Code	Electric connection				
	B4	M12X1 plug (with cable 1.5m)				
MFM500	V1	C3	J	L1	B4	the whole spec

Order Note

1. The product is suitable to measure water and oil;
2. For special requirement, please feel free to contact our company.