
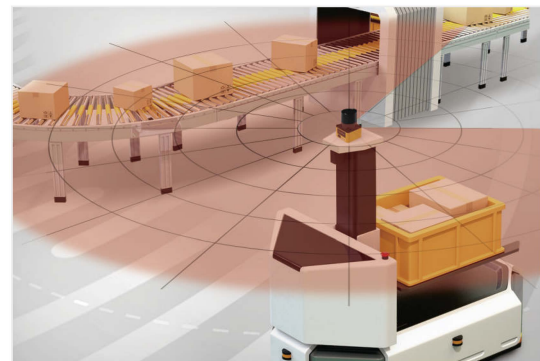


**Laser Lidar
AS Series ▶**



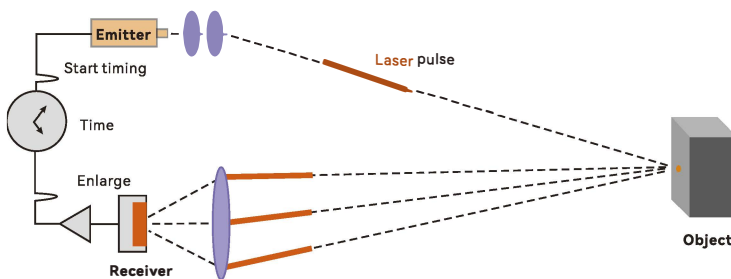
Industrial obstacle avoidance lidar

AKUSENSE's new generation TOF single-line LIDAR boasts high reliability, stable performance, and cost-effectiveness. It's an ideal choice for industrial AGVs, mobile robots, and low-speed robots.



Single-line laser lidar

Accurate 2D scanning of object contours on flat surfaces



Mainstream performance of TOF single-line lidar


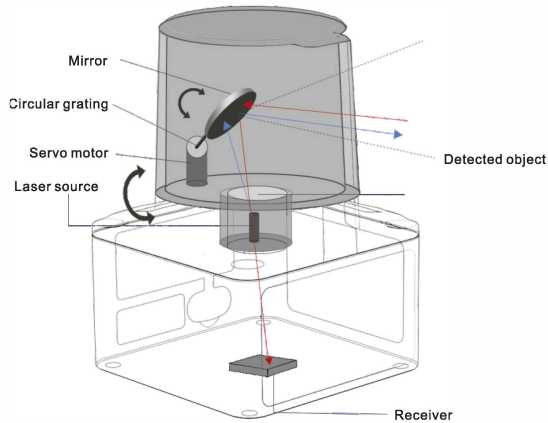
Measurement distance ≥ 10 m (70% reflectivity), ≥ 4 m (10% reflectivity)
 Horizontal viewing angle: 270° scanning angle, can be divided into 64 independent channels
 Measurement rates up to 54 KHz

Product Highlights

AS Series

Unique structural design, high reliability

The use of lightweight rotary mirror design, with precision brushless silent motor, making the product stable and reliable operation.



Supports serial port (Type-C connector) communication*

Online real-time output of measurement data (including distance and light intensity data in each direction)

* AS-33C

Vibration and shock resistant, adapting to a variety of inspection scenarios

Precision dust-free assembly process, through the high-intensity vibration test and harsh impact test, product consistency is good.



Lidar Technology

Pulsed TOF high-speed ranging technology:

AKUSENSE's full range of LIDAR products utilize direct time-of-flight (dTOF) technology for distance measurement.

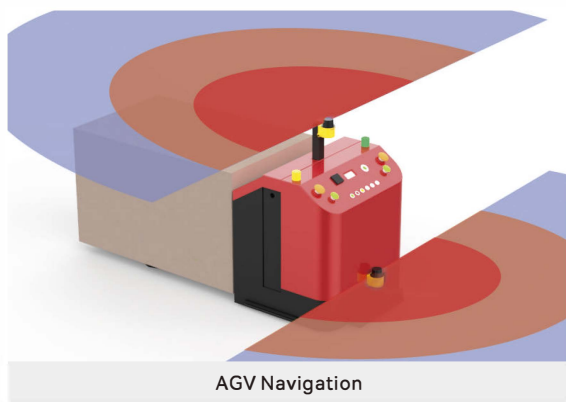
This means that short, nanosecond pulses with high instantaneous power are emitted and the distance to the target is calculated by measuring the round trip time of the pulse.

Compared to other commonly used ranging mechanisms (e.g. triangulation based on geometric similarity, and phase ranging using the phase difference between the transceiver channels), it is much faster and has a longer detection distance.

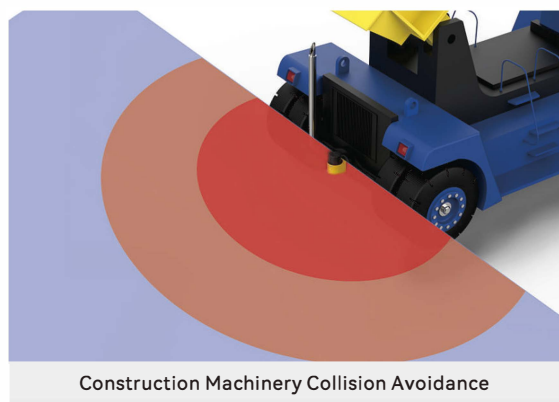
Weak echo signal processing with high signal-to-noise ratio

Pulse echo signal at the receiving end of the photoelectric sensor to form a weak photocurrent, converted to voltage signals and through several levels of amplification and conditioning, by the timing circuit for subsequent processing.

In order to ensure the stability and reliability of the measurement results, the entire signal processing path is sufficient to meet the requirements of TOF ranging on the large bandwidth and high signal-to-noise ratio, so as to capture the weaker signals and measure longer distances.

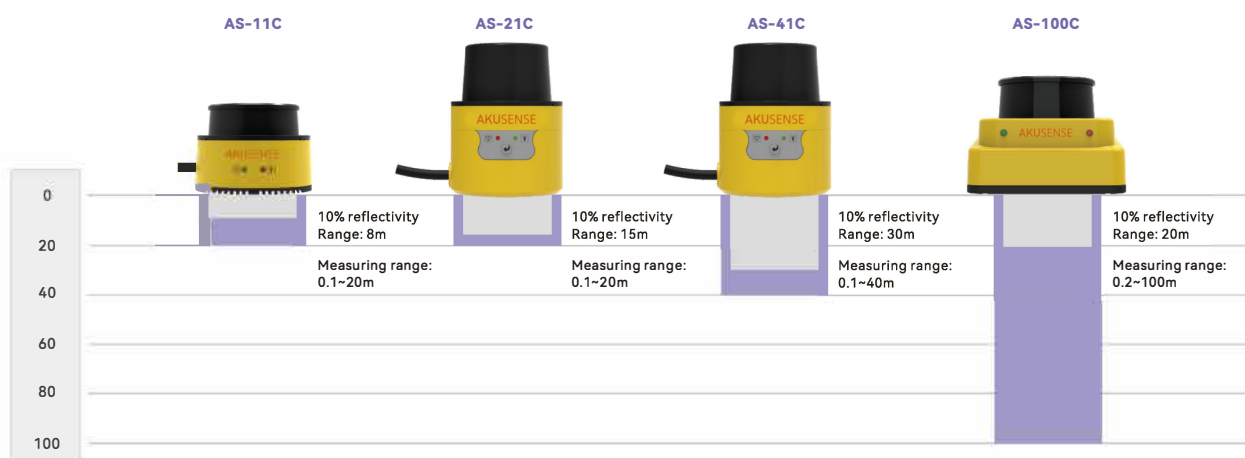


AGV Navigation




Construction Machinery Collision Avoidance

Selection table



Model	AS-11C	AS-21C	AS-41C	AS-100C
Scanning angle	360°	300°	300°	360°
Resolution	0.5°	0.5°(default)/0.25°/0.125°	0.5°(default)/0.25°/0.125°	0.05°/0.1°
Scanning frequency	12.5Hz	25Hz(default)/12.5Hz/6.25Hz	25Hz(default)/12.5Hz/6.25Hz	10Hz/20Hz



Model	AS-31C	AS-32C	AS-33C	AS-35C/35CA
Scanning angle	270°	270°	270°	360°
Resolution	0.12°/0.18°/0.23°/0.35°	0.12°/0.18°/0.23°/0.35°	0.5°	0.06°/0.09°/0.12°/0.18°
Scanning frequency	10Hz/15Hz/20Hz/25Hz/30Hz	10Hz/15Hz/20Hz/25Hz/30Hz	25Hz	10 Hz /15 Hz /20 Hz /30 Hz

- Fiber Optic
- Slot Sensors
- Photoelectric
- Laser
- Proximity
- Displacement**
- Magnetic
- Contact
- Area
- Ultrasonic
- AI Image
- Code Readers
- Vibration
- Temperature
- RFID
- Safety door lock
- Pressure Switch
- Communication
- Accessories

Guidance

Displacement

- Triangulation
- TOF Long Range Type
- 3D Laser Profiler
- Contact Displacement
- LiDAR Scanner**
- Color confocal
- Laser Alignment

LiDAR Scanner

AS-21/41C

Displacement



TOF principle



Basic Features	Working principle	TOF		
	Optical working principle	Diffuse Reflection		
	Light source	Infrared laser (905nm)		
	Laser spot exit aperture	8mm		
	Scanning range	300°		
	Scanning angle resolution	0.5°(default)/0.25°/0.125°		
	Measuring range	0.1m ~20m	0.1m ~40m	
	Measurement Error	System error (typical)	±5cm	±5cm(1m~20m); ± 10cm(20m~40m)
		Statistical error(1σ)	±2cm	±2cm(1m~20m); ± 4cm(20m~40m)
	Indicator	Quantity: 2; Definition: ERR (Equipment Alarm: Failure/Abnormality, Dirty/Shade of Transparent Cover, High/Low Temperature, Dense Fog); HTR (Operation Status Indication: Detecting Signal/Self-Learning)		
Electrical data	Operating voltage	10V~28V DC		
	Power consumption	5W(Measuring), 3.6W@DC 12V/14.4W@DC 24V(Heating)		
	Communication	Ethernet, rate: 10/100 Mbps; Network protocol: TCP/P; Functions: device configuration/ measurement data output/monitoring signal output		
Environmental conditions	Operating temperature	-25°C~+50°C		
	Storage temperature	-30°C~+70°C		
	Operating humidity	93%,+40°C,2h(GB/T2423.3)		
	Ambient Illumination	≤70,000Lux		
	Vibration resistance	GB/T2423,10		
	Enclosure rating	IP65(GB4208~2008)		
Mechanical data	Connection	GB/T2423,10		
	Dimension	83.5×85×104.9(mm)		
	Material	Aluminum Alloy		
	Weight	0.6kg		
	Accessories	Side/sit composite bracket AS-21C-AT, power cable AS-21C-EC, standard RJ45 cable, waterproof sheath for cable crystal head, hexagonal M4*8 screws, spacers, recommended installation tools.		
Special function	Safety class	Class I(GB 7247.1-2012, human eye safety)		
	Laser spot emission angle	12.5mrad		
	Scanning frequency	300°(-60°~+240°)		
	Model	AS-21C	AS-41C	

Fiber Optic

Slot Sensors

Photoelectric

Laser

Proximity

Displacement

Magnetic

Contact

Area

Ultrasonic

AI Image

Code Readers

Vibration

Temperature

RFID

Safetydoor lock

Pressure Switch

Communication

Accessories

Guidance

Displacement

Triangulation

TOF Long

Range Type

3D Laser

Profiler

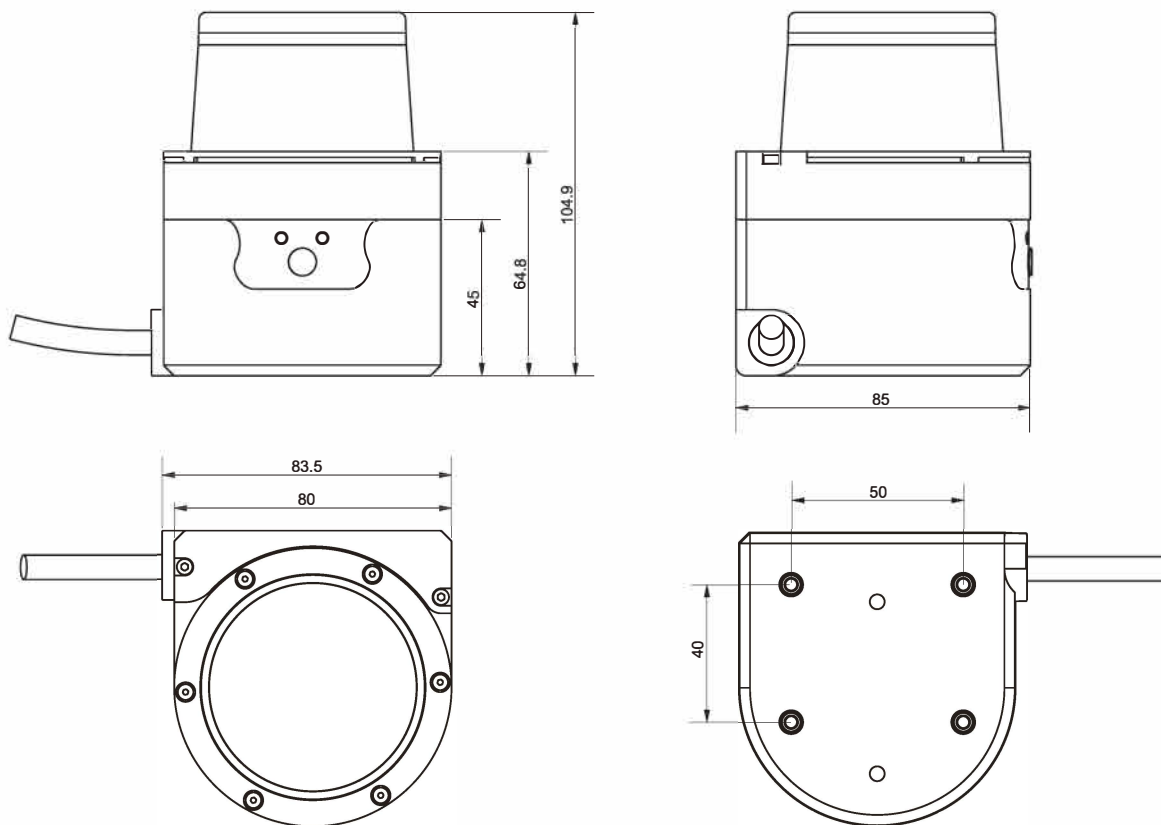
Contact

Displacement

LiDAR Scanner

Color confocal

Laser Alignment



- Fiber Optic
- Slot Sensors
- Photoelectric
- Laser
- Proximity
- Displacement**
- Magnetic
- Contact
- Area
- Ultrasonic
- AI Image
- Code Readers
- Vibration
- Temperature
- RFID
- Safety door lock
- Pressure Switch
- Communication
- Accessories

Power Interface




	Socket	Type	Explanation
I/O			
Power	DC002	Power	Female 2 pin
Network port	Ethernet	RJ45 socket	4 pin
	I/O	Cable	10 pin

Guidance

Displacement





- Triangulation
- TOF Long Range Type
- 3D Laser Profiler
- Contact Displacement
- LiDAR Scanner**
- Color confocal
- Laser Alignment

Accessories

			Mounting screws, gasket and easy installation tool
Composite Bracket: AS-21C-AT 1 Piece	Power Cable: AS-21C-EC 1 Strip	Crystal Protective Cover: AS-21C-WJ 1 Piece	Accessories: M4x8 1 Set

LiDAR Scanner

Indicators and Operation Buttons

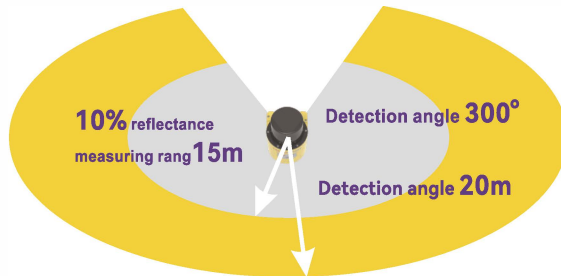
	Name	Instructions
	 ERR	Work fault indicator <ul style="list-style-type: none"> ◆ Startup state: Light on(About 27s)Always off: No fault ◆ Always on: Internal fault ◆ Always on: Internal fault, Abnormal measurement ◆ Long flicker (0.25Hz) : High / low temperature alarm ◆ Short flicker(1Hz) : Transmissive cover is dirty/occluded¹
	 HTR	Work status indicator <ul style="list-style-type: none"> ◆ Startup state: Off ◆ Off: The device does not start measuring/ready to restart ◆ Always on: Equipment normal measurement ◆ Flash1 (0.5Hz) : Monitor Signal output ◆ Flash2 (1Hz) : Self-learning² ◆ Flash3 (2.5Hz) : Ready to start self-learning²
	 SLR	Operation button <ul style="list-style-type: none"> ◆ short press (1s~5s) Start background self-learning ◆ Long press(≥ 6s) : Delete background

1: Including being blocked by dense fog or the detection area being blocked.

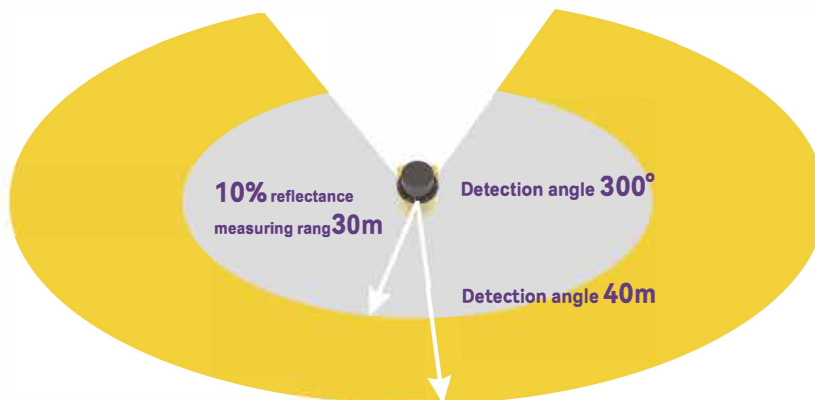
2: Including "background self-learning" and "normal goal self-learning"(customization function).

Measuring coordinate system/scan range/range

AS-21C



AS-41C



Fiber Optic

Slot Sensors

Photoelectric

Laser

Proximity

Displacement

Magnetic

Contact

Area

Ultrasonic

AI Image

Code Readers

Vibration

Temperature

RFID

Safetydoor lock

Pressure Switch

Communication

Accessories

Guidance

Displacement

Triangulation

TOF Long

Range Type

3D Laser

Profiler

Contact

Displacement

LiDAR Scanner

Color confocal

Laser Alignment



TOF principle



Basic Features	Working principle	TOF	
	Optical working principle	Diffuse Reflection	
	Light source	Infrared laser (905nm)	
	Laser spot exit aperture	10mm	
	Scanning range	360°	
	Scanning angle resolution	0.5°	
	Measuring range	0.1m ~20m	
	Measurement Error	System error (typical)	±5cm(1m~15m)
		Statistical Error(1σ)	±2cm(1m~15m)
Indicator	Quantity: 2; Definition: ERR (EquipmentAlarm: Failure/Abnormality, Dirty/Shade of Transparent Cover, High/Low Temperature, Dense Fog); HTR (Operation Status Indication: Detecting Signal/Self-Learning)		
Electrical data	Operating voltage	12V~28V DC	
	Power consumption	4.5W@DC 24V	
	Communication	Ethernet, rate: 10/100 Mbps; Network protocol: TCP/IP; Functions: device configuration/ measurement data output/monitoring signal output	
Environmental conditions	Operating temperature	-10°C~+45°C	
	Storage temperature	-30°C~+70°C	
	Operating humidity	93%,+40°C,2h(GB/T2423,3)	
	Ambient Illumination	≤70,000Lux	
	Vibration resistance	GB/T 2423,10	
	Enclosure rating	IP65(GB4208~2008)	
Mechanical data	Connection	Cable Connection	
	Dimension	86.0x85.0x59.5(mm)	
	Material	Aluminum Alloy	
	Weight	0.5kg	
	Accessories	Power Supply, RJ45 socket, Leads	
Special function	Safety class	Class I(GB 7247.1-2012, human eye safety)	
	Laser spot emission angle	10.0(H) x 2.0(V)mrad	
	Scanning frequency	360°	
	Model	AS-11C	

Fiber Optic

Slot Sensors

Photoelectric

Laser

Proximity

Displacement

Magnetic

Contact

Area

Ultrasonic

AI Image

Code Readers

Vibration

Temperature

RFID

Safety door lock

Pressure Switch

Communication

Accessories

Guidance

Displacement

Triangulation

TOF Long

Range Type

3D Laser

Profiler

Contact

Displacement

LiDAR Scanner

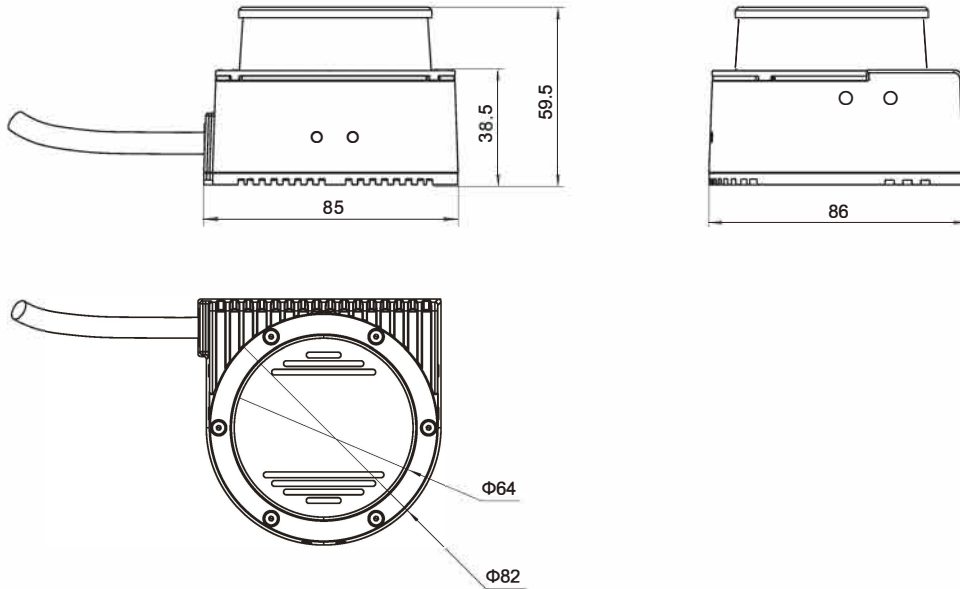
Color confocal

Laser Alignment

LiDAR Scanner

Dimensions

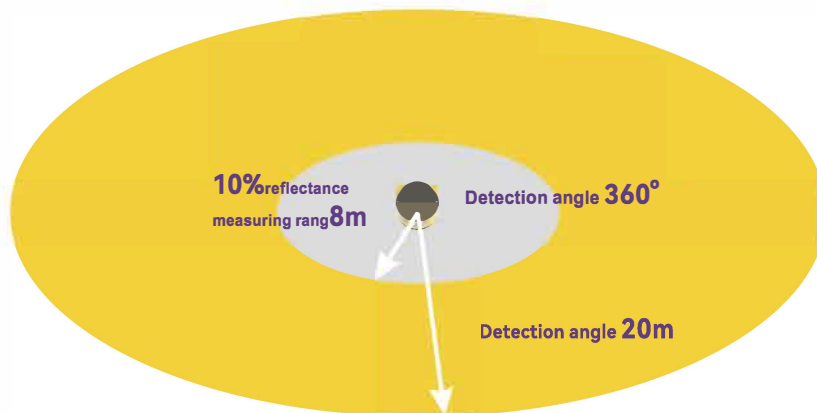
Unit:mm



Power Interface

	Socket	Type	Explanation
I/O	DC002	Power	Female 2 pin
Power	Ethernet	RJ45 socket	4 pin
Network port	I/O	Cable	9 pin

Accessories



Displacement

Fiber Optic

Slot Sensors

Photoelectric

Laser

Proximity

Displacement

Magnetic

Contact

Area

Ultrasonic

AI Image

Code Readers

Vibration

Temperature

RFID

Safetydoor lock

Pressure Switch

Communication

Accessories

Guidance

Displacement

Triangulation

TOF Long

Range Type

3D Laser

Profiler




Contact

Displacement

LiDAR Scanner

Color confocal




Laser Alignment

	Name	Instructions
	 ERR	Work fault indicator <ul style="list-style-type: none"> ◆ Startup status: bright (About 27s) ◆ Off: No fault ◆ Steady light: Internal fault ◆ Long flicker (0.5 Hz): High temperature / low temperature alarm ◆ Short flicker (1 Hz): Transmissive cover is dirty/occluded¹
	 HTR	Work status indicator <ul style="list-style-type: none"> ◆ Startup state: off ◆ Off: The device does not start measurement/ready to reboot ◆ Bright: Normal measurement of equipment ◆ Flashing 1 (0.5Hz): Monitor signal output ◆ Flashing 2 (1Hz): Self-learning² ◆ Flashing 3 (2.5Hz) : Ready for self-learning²

1: Including being blocked by dense fog or the detection area being blocked.

2: Including "background self-learning" and "normal goal self-learning"(customized function).

Accessories

			Mounting screws, gasket and easy installation tool
Side bracket: A AS-11C-AT	Cable: A piece of AS-11C-EC	Network cable crystal head waterproof jacket: A AS-11C-WJ	Accessories: A set of M4x8

Fiber Optic

Slot Sensors

Photoelectric

Laser

Proximity

Displacement

Magnetic

Contact

Area

Ultrasonic

AI Image

Code Readers

Vibration

Temperature

RFID

Safety door lock

Pressure Switch

Communication

Accessories

Guidance

Displacement

Triangulation

TOF Long

Range Type

3D Laser

Profiler

Contact

Displacement

LiDAR Scanner

Color confocal

Laser Alignment

LiDAR Scanner

Navigation Type

Displacement

TOF principle

NEW!



Basic Features	Working principle		TOF	
	Optical working principle		Diffuse Reflection	
	Light source		Infrared laser (905nm)	
	Laser spot exit aperture		10mm	
	Scanning angle		360°	
	Scanning angle resolution		0.05°/0.1°	
	Measuring range		0.2m ~100m	
	Measurement Error	System error (typical)	Distance measurement: 25mm(1m~20m) / 40mm(20m~50m); RSSI Measurement: 2%(1m~20m) / 4%(20m~50m)	
		Statistical Error(1σ)	Distance measurement: 10mm(1m~20m) / 20mm(20m~50m); RSSI Measurement: 1%(1m~20m) / 2%(20m~50m)	
	Indicator		Quantity: 4; Definition: PWR: Power indicator; LNK: Ethernet indicator; ERR: Operating fault indicator; HTR: Normal measurement indicator	
Electrical data	Operating voltage		9V~30V DC	
	Power consumption		5W@DC 24V	
	Communication		Ethernet: Rate: 10/100Mbps; Functions: device configuration/measurement data output	
Environmental conditions	Operating temperature		-10°C~+50°C	
	Storage temperature		-30°C~+70°C	
	Operating humidity		93%,+40°C,2h(GB/T2423.3)	
	Ambient Illumination		≤80,000Lux	
	Vibration resistance		GB/T 2423.10	
	Enclosure rating		IP65(GB4208~2008)	
Mechanical data	Connection		Connector	
	Dimension		110x96.5x71.5mm	
	Material		Aluminum Alloy	
	Weight		0.7kg	
	Accessories		Power cables, RJ45 network cables, I/O cables, mounting screws, spacers and easy installation tools, vibration isolating screws, nuts and spacers	
Special function	Safety class		Class I(GB 7247.1-2012, human eye safety)	
	Laser spot emission angle		2.0(H)x8.0(V)mrad	
	Scanning frequency		10Hz/20Hz	
	Working condition		Resistant to sunlight, dirt, supports smoke penetration, non-rainfall conditions	
	Measurement data		Composite data (distance + RSSI)	
	Device self-test		Contents: Dirty/obstructed light transmission cover/high/low temperature	
Model		AS-100C		

Fiber Optic

Slot Sensors

Photoelectric

Laser

Proximity

Displacement

Magnetic

Contact

Area

Ultrasonic

AI Image

Code Readers

Vibration

Temperature

RFID

Safetydoor lock

Pressure Switch

Communication

Accessories

Guidance

Displacement

Triangulation

TOF Long

Range Type

3D Laser

Profiler

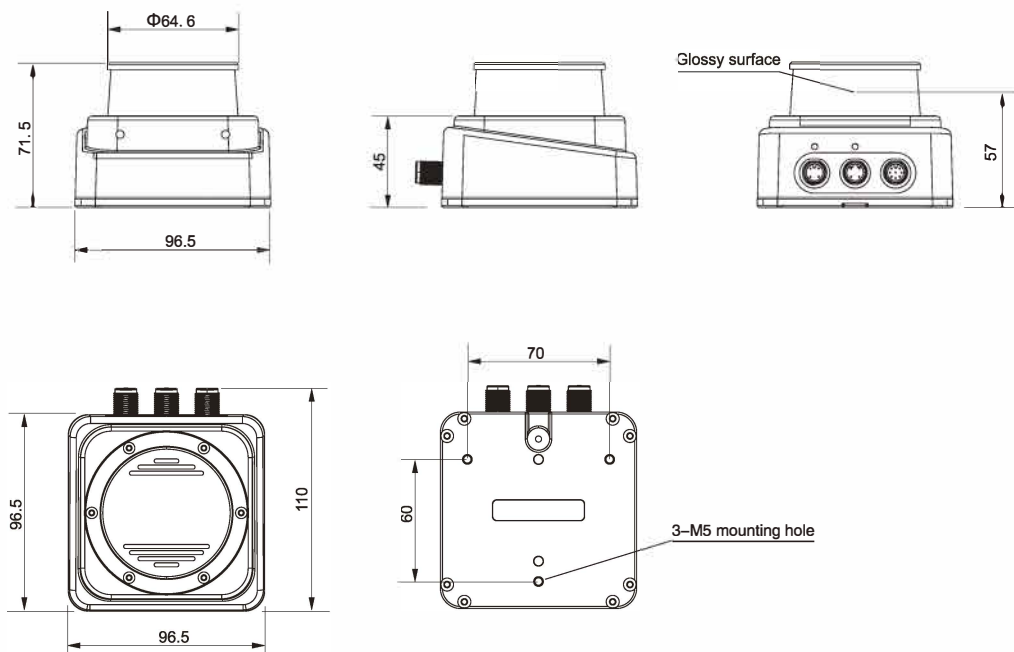
Contact

Displacement

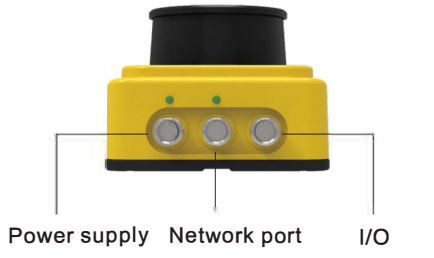
LiDAR Scanner

Color confocal

Laser Alignment



Power connector

	Socket	Types	Number of terminal
	Power supply	M12(Type A), Male	4
	Etherne	M12(Type B), Male	4
	I/O	M12(Type B), Male	8

Measuring coordinate system/scanning range/range



- Fiber Optic
- Slot Sensors
- Photoelectric
- Laser
- Proximity
- Displacement**
- Magnetic
- Contact
- Area
- Ultrasonic
- AI Image
- Code Readers
- Vibration
- Temperature
- RFID
- Safety door lock
- Pressure Switch
- Communication
- Accessories

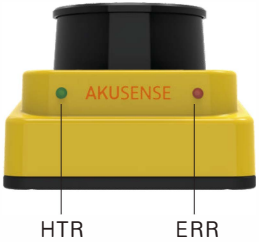

Guidance

Displacement

- Triangulation
- TOF Long
- Range Type
- 3D Laser
- Profiler
- Contact
- Displacement
- LiDAR Scanner**
- Color confocal
- Laser Alignment






LiDAR Scanner

Indicators and Operation Buttons

	Name	Description
	PWR	Power Indicator <ul style="list-style-type: none"> ◆ Normal off: no power / power is invalid ◆ Constant light: power on
	LNK	Ethernet indicator <ul style="list-style-type: none"> ◆ Always off: no network connection ◆ Always on: there is a network connection
	ERR	Work failure indicator <ul style="list-style-type: none"> ◆ Starting state: Yellow (about 24 seconds) ◆ Green: no fault ◆ Yellow: internal fault/measurement abnormal¹ ◆ Long flashing (0.5Hz): high temperature/low temperature alarm ◆ Short flashing (1Hz): Dirty/obstructed light transmission cover
	HTR	Normal measurement indicator <ul style="list-style-type: none"> ◆ Starting state: off ◆ Always off: the device has not started to measure ◆ Always on: the equipment is measuring normally

- 1: Including measurement stop and motor stop;
 2: Including being blocked by dense fog.

Accessories

					Mounting screws, washers And easy installation tools
Mounting bracket: AS-100C-AT set	M12 dust plug Comes with	Power cable: AS-100C-EC A	RJ45 network cable: AS-100C-IOCB A	I/O cable: AS-100C-IOCB A	Parts and accessories: M5x8 set

TOF principle



Basic Features	Working principle	TOF		
	Optical working principle	Diffuse Reflection		
	Light source	Infrared laser (905nm)		
	Laser spot exit aperture	7*3mm	4.5*2mm	
	Scanning angle	270°		
	Scanning angle resolution	0.12°/0.18°/0.23°/0.35°		
	Measuring range	0.1m~20m (70% reflectivity) ; 0.1m - 10m (10% reflectivity)		
	Measurement Error	Resolution	1cm	
		Linearity	2cm	
Indicator	-			
Electrical data	Operating voltage	DC 12V	DC 9~28V	
	Power consumption	5W		
	Communication	Ethernet or RS485		
Environmental conditions	Operating temperature	-20°C~60°C		
	Storage temperature	-20°C~70°C		
	Operating humidity	93%,+40°C,2h(GB/T2423.3)		
	Ambient Illumination	≤80,000Lux		
	Vibration resistance	500m/s (about 50G), 3 times each in XYZ direction		
	Enclosure rating	IP65(GB4208~2008)		
Mechanical data	Connection	Cable Connection		
	Dimension	60×60×84.9(mm)	60×60×81.3(mm)	
	Material	Aluminum Alloy		
	Weight	0.25kg		
	Accessories	DC5521 female power socket, RJ45 Ethernet male		
Special function	Safety class	Class I(GB 7247.1-2012, human eye safety)		
	Laser spot emission angle	5.2*9mrad	4.0*2mrad	
	Scanning frequency	10Hz/15Hz/20Hz/25Hz/30Hz		
	Working condition	Indoor		
	Application	Navigation		
	Device self-test	Yes		
	Abnormal alarm function	Yes		
	Sampling frequency	30KHz		
Model	AS-31C	AS-32C		

Fiber Optic
Slot Sensors
Photoelectric
Laser
Proximity
Displacement
Magnetic
Contact
Area
Ultrasonic
AI Image
Code Readers
Vibration
Temperature
RFID
Safety door lock
Pressure Switch
Communication
Accessories

Guidance

Displacement

Triangulation
TOF Long Range Type
3D Laser Profiler
Contact Displacement
LiDAR Scanner
Color confocal
Laser Alignment

LiDAR Scanner

AS-33C

Displacement



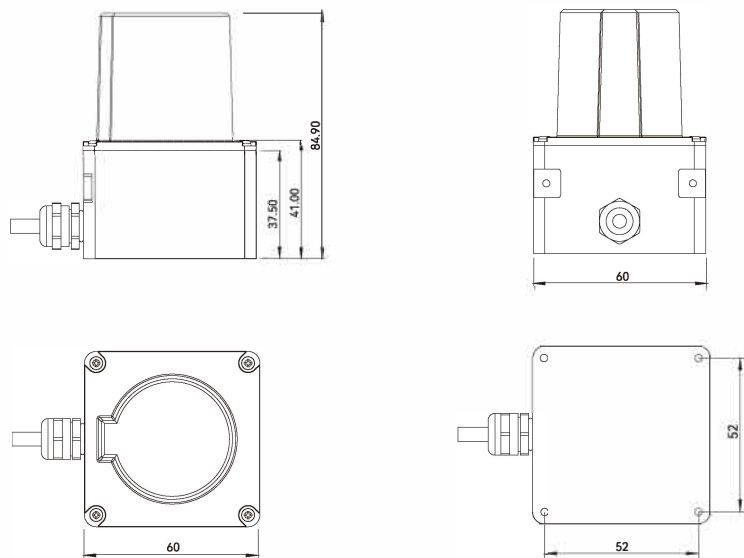
TOF principle



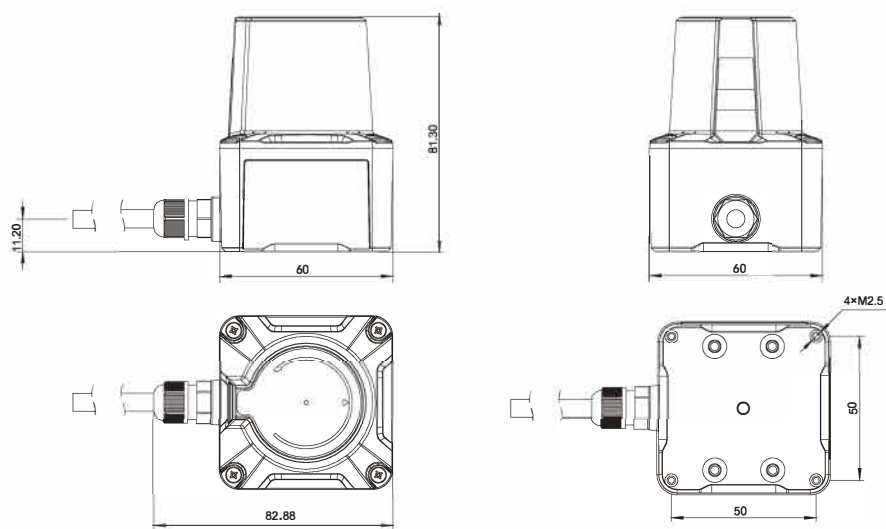
Basic Features	Working principle	TOF
	Optical working principle	Diffuse Reflection
	Light source	Infrared laser (905nm)
	Laser spot exit aperture	4.5(V)*2(H)mm
	Scanning angle	270°
	Scanning angle resolution	0.5°
	Measuring range	10 m (70%reflectivity) /4 m (10%reflectivity)
	Measurement error	±2 cm(≤10m)
	Indicator	4 (3 zone signals, 1 fault signal)
Electrical data	Operating voltage	DC 9V ~28 V
	Power consumption	Rated power: < 1 W (no load); starting power: < 3 W (no load)
	Communication	USB-TYPE C(Serial port)
Environmental conditions	Operating temperature	-10°C~50°C
	Storage temperature	-20°C~70°C
	Operating humidity	85% or less, non-condensing
	Ambient Illumination	≤80000 Lux
	Vibration resistance	500m/s (about 50G), 3 times each in XYZ direction
	Enclosure rating	IP65
Mechanical data	Connection	Cable Connection
	Dimension	50x50x72mm
	Material	Aluminum
	Weight	171g
	Accessories	Threaded
Special function	Sampling frequency	18KHz/54KHz
	Response time	40 ms
	Start-up time	<10s
	Model	AS-33C

- Fiber Optic
- Slot Sensors
- Photoelectric
- Laser
- Proximity
- Displacement**
- Magnetic
- Contact
- Area
- Ultrasonic
- AI Image
- Code Readers
- Vibration
- Temperature
- RFID
- Safetydoor lock
- Pressure Switch
- Communication
- Accessories
- Guidance
- Displacement**
- Triangulation
- TOF Long Range Type
- 3D Laser Profiler
- Contact Displacement
- LiDAR Scanner**
- Color confocal
- Laser Alignment

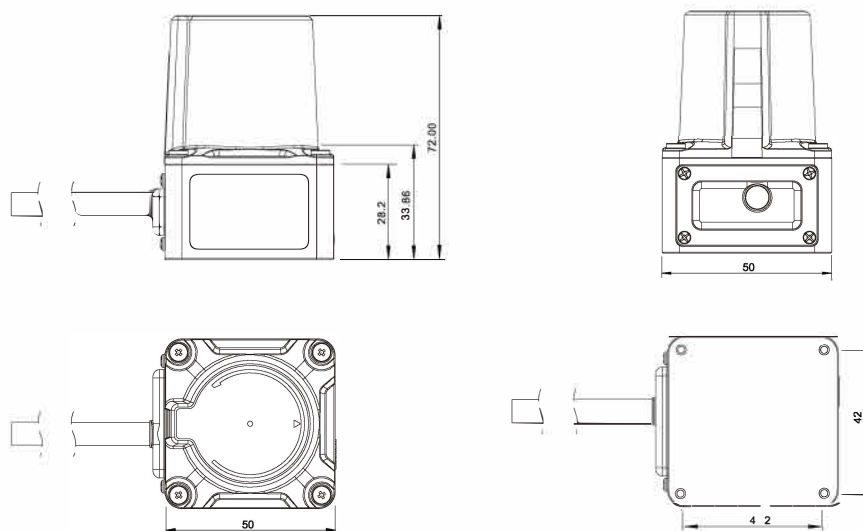
AS-31C



AS-32C



AS-33C



- Fiber Optic
- Slot Sensors
- Photoelectric
- Laser
- Proximity
- Displacement**
- Magnetic
- Contact
- Area
- Ultrasonic
- AI Image
- Code Readers
- Vibration
- Temperature
- RFID
- Safety door lock
- Pressure Switch
- Communication
- Accessories

Guidance

Displacement

- Triangulation
- TOF Long Range Type
- 3D Laser Profiler
- Contact Displacement
- LiDAR Scanner**
- Color confocal
- Laser Alignment

LiDAR Scanner

AS-35C/AS-35CA

Displacement

TOF principle

NEW!



CE

Basic Features	Working principle	TOF	
	Optical working principle	Diffuse Reflection	
	Light source	laser (905nm)	
	Laser spot exit aperture	4.5*2mm	
	Scanning angle	360°(Ranging performance in the area of 10° directly behind is about half of other positions)	
	Scanning angle resolution	0.06°/0.09°/0.12°/0.18°	
	Measuring range	0.2m~50m(90% reflectivity),0.2~18m(10% reflectivity),0.2~6m(2% reflectivity)	
	Measurement error	± 2 cm	
	Indicator	-	
Electrical data	Operating voltage	DC9V~24V	
	Power consumption	<5W/peak, <2W/typical	
	Communication	Ethernet/RJ45	4 holes, M8x1 connector, Ethernet/RJ45 communication
Environmental conditions	Operating temperature	-10°C~50°C(no freezing)	
	Storage temperature	-20°C~60°C	
	Operating humidity	85% or less, non-condensing	
	Ambient Illumination	≤80000 Lux	
	Vibration resistance	500m/s (about 50G), 3 times each in XYZ direction	
	Enclosure rating	IP65	
Mechanical data	Connection	Cable Connection	
	Dimension	82.5x60x60mm	
	Material	Aluminum	
	Weight	about 171 g	
	Accessories	Threaded	
Special function	Sampling frequency	60 kHz 2	
	Power supply	Dc5521 Standard Power Supply	3-hole, M8x1 connector, standard power supply
	Model	AS-35C	AS-35CA

Fiber Optic

Slot Sensors

Photoelectric

Laser

Proximity

Displacement

Magnetic

Contact

Area

Ultrasonic

AI Image

Code Readers

Vibration

Temperature

RFID

Safetydoor lock

Pressure Switch

Communication

Accessories

Guidance

Displacement

Triangulation

TOF Long

Range Type

3D Laser

Profiler

Contact

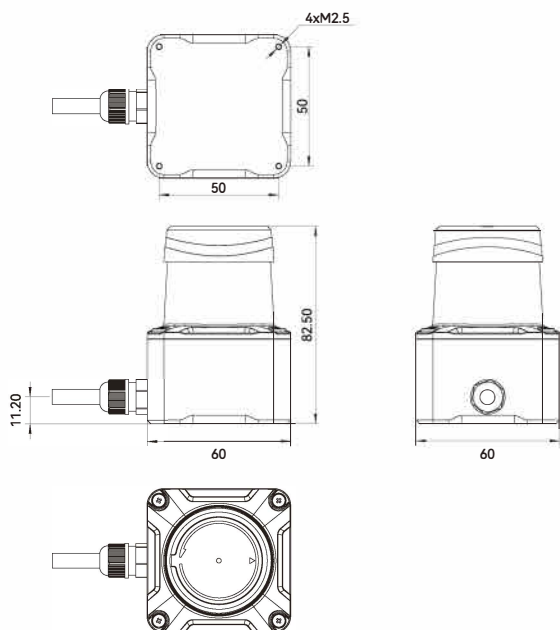
Displacement

LiDAR Scanner

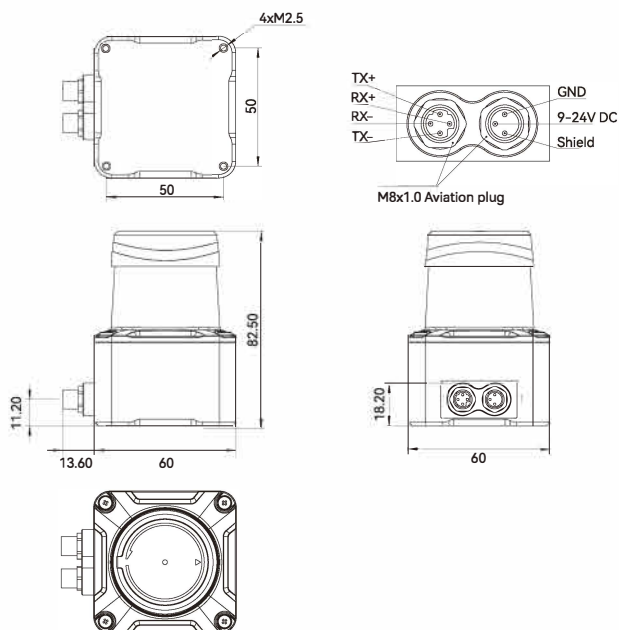
Color confocal

Laser Alignment

AS-35C



AS-35CA



- Fiber Optic
- Slot Sensors
- Photoelectric
- Laser
- Proximity
- Displacement**
- Magnetic
- Contact
- Area
- Ultrasonic
- AI Image
- Code Readers
- Vibration
- Temperature
- RFID
- Safety door lock
- Pressure Switch
- Communication
- Accessories

Guidance

Displacement

- Triangulation
- TOF Long Range Type
- 3D Laser Profiler
- Contact Displacement

LiDAR Scanner

- Color confocal
- Laser Alignment

ООО "РусАвтоматизация"

454010 г. Челябинск, ул. Гагарина 5, оф. 507

тел. 8-800-775-09-57 (звонок бесплатный), +7(351)799-54-26, тел./факс +7(351)211-64-57

info@rusautomation.ru; rusавтоматизация.рф; www.rusautomation.ru