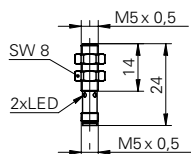


# Inductive proximity switch

# IFRM 05P15A3/S05L

### dimension drawing



### general data

mounting type	flush
nominal sensing distance $S_n$	1 mm
hysteresis	2 ... 20 % of $S_r$
output indicator	2 port LED red

### electrical data

switching frequency	< 5 kHz
voltage supply range +Vs	10 ... 30 VDC
current consumption max. (no load)	12 mA
output circuit	PNP make function (NO)
voltage drop $V_d$	< 2 VDC
output current	< 100 mA
short circuit protection	yes
reverse polarity protection	yes


### mechanical data

type	cylindrical threaded
material (sensing face)	LCP
housing material	stainless steel
dimension	5 mm
housing length	24 mm
connection types	connector M5

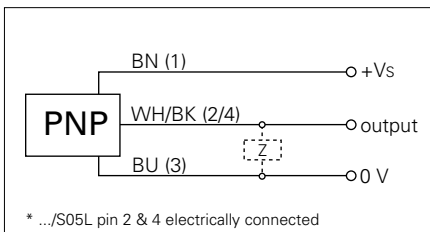
### ambient conditions

operating temperature	-25 ... +75 °C
protection class	IP 67

### photo



### connection diagram



- shortest connector version M5 x 0,5
- 2 port LED