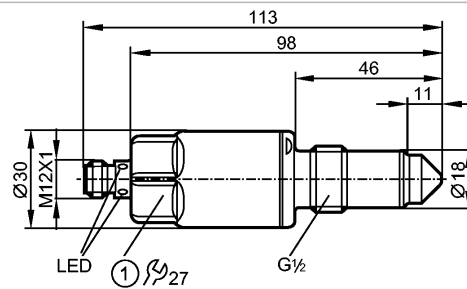


LMT01A

Füllstandsensoren

LMACE-A12E-QSKG-1/US/3D/3G



1: Anzugsdrehmoment 20...25 Nm

CE EC 1935/2004 EHEDG Certified FDA IO-Link

Produktmerkmale

| |
|--|
| Elektronischer Füllstandsensoren |
| Steckverbindung |
| Prozessanschluss: G ½ A |
| Kontakte vergoldet |
| Sondenlänge: 11 mm |
| ATEX-Zulassung |
| Gruppe II, Kategorie 3D/3G |
| Kommunikationsschnittstelle: IO-Link 1.1 |
| 2 Schaltausgänge |

Einsatzbereich

| | |
|-----------------------|--|
| Einsatzbereich | Flüssige, pastöse und pulverförmige Medien |
| Empfohlene Medien | Öle, ölbasierte Medien, pulverförmige Medien |
| Nicht verwendbar für: | Siehe Bedienungsanleitung, Kapitel "Bestimmungsgemäße Verwendung". |
| Mediumtemperatur [°C] | -20...85 |

Elektrische Daten

| | |
|------------------------|------------|
| Elektrische Ausführung | DC PNP/NPN |
| Betriebsspannung [V] | 18...30 DC |
| Stromaufnahme [mA] | < 50 |
| Schutzklasse | III |
| Verpolungsschutz | ja |

Ausgänge

| | |
|-------------------------|---------------------------------------|
| Ausgang | 2 Schaltausgänge |
| Ausgangsfunktion | 2 x Schließer / Öffner programmierbar |
| Strombelastbarkeit [mA] | 100 |
| Spannungsabfall [V] | < 2,5 |
| Kurzschlusschutz | getaktet |
| Überlastfest | ja |

Mess- / Einstellbereich

| | |
|------------------|--|
| Werkseinstellung | Öle, ölbasierte Medien, pulverförmige Medien |
|------------------|--|

Schnittstellen

| | |
|-------------------|-------------------|
| IO-Link-Device | |
| Übertragungstyp | COM2 (38,4 kBaud) |
| IO-Link Revision | 1.1 |
| SDCI-Norm | IEC 61131-9 |
| IO-Link-Device ID | 0x000131 |



LMT01A

LMACE-A12E-QSKG-1/US/3D/3G



Füllstandsensoren

| | |
|-----------------------------|--|
| Profile | Smart Sensor: Process Data Variable; Device Identification |
| SIO-Mode | ja |
| Benötigte Masterportklasse | A |
| Prozessdaten analog | 1 |
| Prozessdaten binär | 2 |
| Min. Prozesszykluszeit [ms] | 2,3 |

Umgebungsbedingungen

| | |
|-------------------------------|---|
| Umgebungstemperatur [°C] | -20...60 |
| Lagertemperatur [°C] | -40...85 |
| Maximaler Behälterdruck [bar] | -1...40 |
| Schutzart | IP 67; bei Anwendung außerhalb des Ex-Bereichs: IP 68 / IP 69 |

Zulassungen / Prüfungen

| | |
|----------------------|--|
| Gerätekenzeichnung |  II3D Ex tc IIIC T90°C Dc X  II3G Ex nA IIC T4 Gc X |
| EMV | DIN EN 61000-6-2 DIN EN 61000-6-4 DIN EN 61000-6-3 offene Behälter geschlossene Behälter |
| Schockfestigkeit | DIN EN 68000-2-27: 50 g (11 ms) |
| Vibrationsfestigkeit | DIN EN 68000-2-6: 20 g (10...2000 Hz) |
| MTTF [Jahre] | 223 |

Mechanische Daten

| | |
|--------------------------------------|---|
| Prozessanschluss | G ½ A |
| Werkstoffe in Kontakt mit dem Medium | PEEK; Oberflächenbeschaffenheit: Ra < 0,8 |
| Gehäusewerkstoffe | 1.4404 (V4A / 316L); PEEK; PEI; FKM |
| Gewicht [kg] | 0,216 |

Anzeigen / Bedienelemente

| | |
|---------|--|
| Anzeige | Schaltzustand LEDs gelb Betriebszustand LEDs grün |
|---------|--|

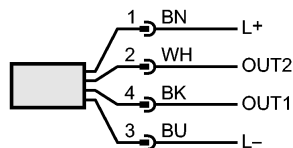
Elektrischer Anschluss

| | |
|-----------|---|
| Anschluss | M12-Steckverbindung; Kontakte vergoldet |
|-----------|---|

Anschlussbelegung

Adernfarben

BK schwarz
BN braun
BU blau
WH weiß



OUT1: Schaltausgang / IO-Link / Teach
OUT2: Schaltausgang
Farbkennzeichnung nach DIN EN 60947-5-2

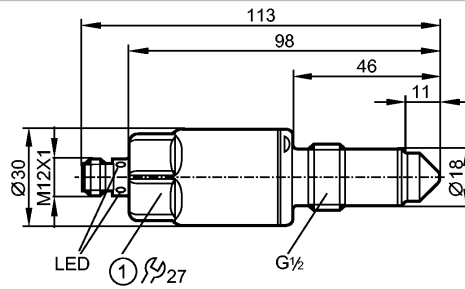
Bemerkungen

| | |
|----------------------------|---|
| Verpackungseinheit [Stück] | 1 |
|----------------------------|---|

LMT01A

LMACE-A12E-QSKG-1/US/3D/3G

Level sensors



1: tightening torque 20...25 Nm

CE EC 1935/2004 EHEDG Certified FDA IO-Link

| Product characteristics | |
|--------------------------------------|--|
| Electronic level sensor | |
| Connector | |
| Process connection: G 1/2 A | |
| Gold-plated contacts | |
| Probe length: 11 mm | |
| ATEX approval | |
| Group II, category 3D/3G | |
| Communication interface: IO-Link 1.1 | |
| 2 switching outputs | |
| Application | |
| Application | liquids, viscous media and powders |
| Recommended media | oils, oil-based media, powders |
| Cannot be used for: | See the operating instructions, chapter "Function and features". |
| Medium temperature [°C] | -20...85 |
| Electrical data | |
| Electrical design | DC PNP/NPN |
| Operating voltage [V] | 18...30 DC |
| Current consumption [mA] | < 50 |
| Protection class | III |
| Reverse polarity protection | yes |
| Outputs | |
| Output | 2 switching outputs |
| Output function | 2 x normally open / closed programmable |
| Current rating [mA] | 100 |
| Voltage drop [V] | < 2.5 |
| Short-circuit protection | pulsed |
| Overload protection | yes |
| Measuring / setting range | |
| Factory setting | oils, oil-based media, powders |
| Interfaces | |
| IO-Link device | |
| Transfer type | COM2 (38.4 kBaud) |
| IO-Link revision | 1.1 |
| SDCI standard | IEC 61131-9 |
| IO-Link device ID | 0x000131 |



LMT01A

LMACE-A12E-QSKG-1/US/3D/3G

Level sensors

| | |
|------------------------------|--|
| Profiles | Smart Sensor: Process Data Variable; Device Identification |
| SIO mode | yes |
| Required master port class | A |
| Process data analogue | 1 |
| Process data binary | 2 |
| Min. process cycle time [ms] | 2.3 |

| Environment | |
|-------------------------------|---|
| Ambient temperature [°C] | -20...60 |
| Storage temperature [°C] | -40...85 |
| Maximum vessel pressure [bar] | -1...40 |
| Protection | IP 67; when used outside hazardous areas: IP 68 / IP 69 |

| Tests / approvals | |
|----------------------|--|
| Marking of the unit |  II3D Ex tc IIIC T90°C Dc X  II3G Ex nA IIC T4 Gc X |
| EMC | DIN EN 61000-6-2 DIN EN 61000-6-4 open tanks DIN EN 61000-6-3 closed tanks |
| Shock resistance | DIN EN 68000-2-27: 50 g (11 ms) |
| Vibration resistance | DIN EN 68000-2-6: 20 g (10...2000 Hz) |
| MTTF [Years] | 223 |

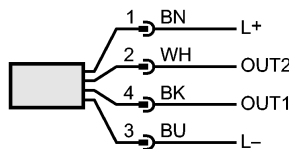
| Mechanical data | |
|--------------------------|---|
| Process connection | G ½ A |
| Materials (wetted parts) | PEEK; surface characteristics: Ra < 0.8 |
| Housing materials | stainless steel (316L / 1.4404); PEEK; PEI; FKM |
| Weight [kg] | 0.216 |

| Displays / operating elements | |
|-------------------------------|---|
| Display | Switching status LEDs yellow Operating status LEDs green |

| Electrical connection | |
|-----------------------|-------------------------------------|
| Connection | M12 connector; Gold-plated contacts |

Wiring

- Core colours
- BK black
 - BN brown
 - BU blue
 - WH white



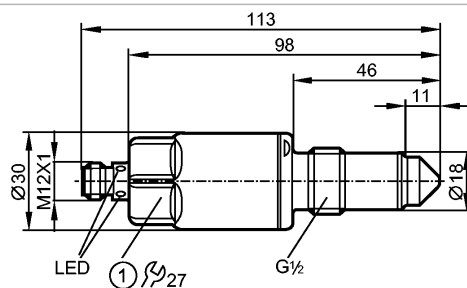
OUT1: Switching output / IO-Link / Teach
 OUT2: Switching output
 Colours to DIN EN 60947-5-2

| Remarks | |
|-----------------------|---|
| Pack quantity [piece] | 1 |

LMT01A

LMAE-A12E-QSKG-1/US/3D/3G

Capteurs de niveau



1: couple de serrage 20...25 Nm

CE EC 1935/2004 EHEDG Certified FDA IO-Link

Caractéristiques du produit

| |
|--|
| Capteur de niveau électronique |
| Raccordement par connecteur |
| Raccord process: G ½ A |
| Contacts dorés |
| Longueur de sonde : 11 mm |
| Homologation ATEX |
| Groupe II, catégorie 3D/3G |
| Interface de communication : IO-Link 1.1 |
| 2 sorties de commutation |

Application

| | |
|----------------------------|--|
| Application | fluides liquides, visqueux et poudres |
| Fluides recommandés | huiles, fluides à base d'huiles, poudres |
| Ne pas utiliser pour : | Voir la notice d'utilisation, chapitre " Fonctionnement et caractéristiques ". |
| Température du fluide [°C] | -20...85 |

Données électriques

| | |
|---|------------|
| Technologie | DC PNP/NPN |
| Tension d'alimentation [V] | 18...30 DC |
| Consommation [mA] | < 50 |
| Classe de protection | III |
| Protection contre l'inversion de polarité | oui |

Sorties

| | |
|----------------------------|---|
| Sortie | 2 sorties de commutation |
| Sortie | 2 x normalement ouvert / fermé programmable |
| Courant de sortie [mA] | 100 |
| Chute de tension [V] | < 2,5 |
| Protection courts-circuits | pulsé |
| Protection surcharges | oui |

Etendue de mesure / plage de réglage

| | |
|---------------|--|
| Réglage usine | huiles, fluides à base d'huiles, poudres |
|---------------|--|

Interfaces

| | |
|----------------------|-------------------|
| IO-Link Device | |
| Type de transmission | COM2 (38,4 kBaud) |
| Révision IO-Link | 1.1 |
| Standard SDCI | CEI 61131-9 |

LMT01A

LMACE-A12E-QSKG-1/US/3D/3G

Capteurs de niveau

| | |
|-------------------------------------|--|
| IO-Link Device ID | 0x000131 |
| Profils | Smart Sensor: Process Data Variable; Device Identification |
| Mode SIO | oui |
| Type de port maître requis | A |
| Données process analogiques | 1 |
| Données process TOR | 2 |
| Temps de cycle de process min. [ms] | 2,3 |

Conditions d'utilisation

| | |
|--------------------------------|---|
| Température ambiante [°C] | -20...60 |
| Température de stockage [°C] | -40...85 |
| Pression max. de la cuve [bar] | -1...40 |
| Protection | IP 67; si utilisé en-dehors d'une zone explosible : IP 68 / IP 69 |

Tests / Homologations

| | |
|------------------------|---|
| Marquage de l'appareil | II3D Ex tc IIIC T90°C Dc X II3G Ex nA IIC T4 Gc X |
| CEM | DIN EN 61000-6-2 DIN EN 61000-6-4 cuves ouvertes DIN EN 61000-6-3 cuves fermées |
| Tenue aux chocs | DIN EN 68000-2-27: 50 g (11 ms) |
| Tenue aux vibrations | DIN EN 68000-2-6 : 20 g (10...2000 Hz) |
| MTTF [Années] | 223 |

Données mécaniques

| | |
|------------------------------------|--------------------------------------|
| Raccord process | G ½ A |
| Matières en contact avec le fluide | PEEK; Etat de surface : Ra < 0,8 |
| Matières boîtier | inox (316L / 1.4404); PEEK; PEI; FKM |
| Poids [kg] | 0,216 |

Afficheurs / éléments de service

| | |
|------------|--|
| Indication | Indication de commutation LED jaune Etat de fonctionnement LED vert |
|------------|--|

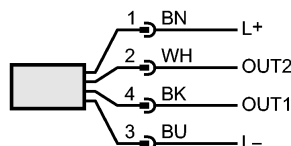
Raccordement électrique

| | |
|--------------|--------------------------------|
| Raccordement | Connecteur M12; Contacts dorés |
|--------------|--------------------------------|

Branchement

Couleurs des fils conducteurs

BK noir
BN brun
BU bleu
WH blanc



OUT1: Sortie de commutation / IO-Link / Teach
OUT2: Sortie de commutation
Couleurs selon DIN EN 60947-5-2

Remarques

| | |
|------------------|---|
| Quantité [pièce] | 1 |
|------------------|---|

ООО "РусАвтоматизация"

454010 г. Челябинск, ул. Гагарина 5, оф. 507
 тел. 8-800-775-09-57 (звонок бесплатный), +7(351)799-54-26, тел./факс +7(351)211-64-57
info@rusautomation.ru; русавтоматизация.рф; www.rusautomation.ru