

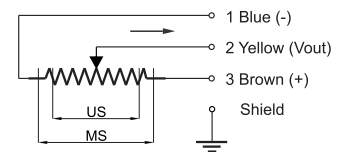
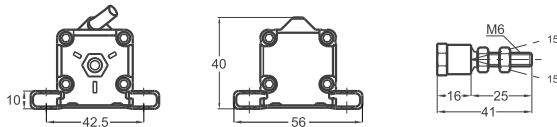
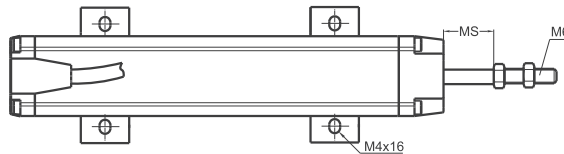
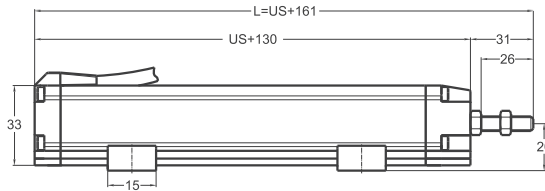
Linear Potentiometer Internal Voltage / Current Conditioner Circuit

- Internal electronic circuit
- Measuring range 30 - 1000 mm
- Output 4-20 mA, 0-20 mA, 0-10 V
20-4 mA, 20-0 mA, 10-0 V
- Very stable output signal
- Best solution for automation systems
- Excellent repeatability



Technical specifications

Measurement stroke	30 to 1000 mm
Linearity	± %0,05 (>200 mm), ±%0,1 (130 - 200 mm), ±%0,2 (75 - 130 mm), ±%0,5 (<75 mm)
Repeatability	< 0.01 mm
Resolution	Infinite
Output	4-20 mA, 0-20 mA, 0-10 V / 20-4 mA, 20-0 mA, 10-0 V
Permissible applied voltage	15 - 30 VDC
Electrical connections	Cable output
Displacement speed	< 5 m/s
Mechanical life	100 million movement
Case dimensions	33 mm x 33 mm
Case material	Anodized aluminium
Rod diameter	Ø6 mm
Rod material	Stainless steel
Mechanical fixing	Variable brackets
IP degree	IP 65
Operating temperature	-20°C ... +80°C
Storage temperature	-30°C ... +90°C



ERTK (mm)	30	50	75	100	125	130	150	175	200	225	250	275	300	325	350	375	400	450	500	550	600	650	700	750	800	850	900	1000
US (Usefull Stroke)	30	50	75	100	125	130	150	175	200	225	250	275	300	325	350	375	400	450	500	550	600	650	700	750	800	850	900	1000
MS (Mechanical Stroke)	33	53	73	103	128	133	153	178	203	228	253	278	303	328	353	373	403	453	503	553	603	653	703	753	803	853	903	1003
L (Total Length)	191	211	236	261	286	291	311	336	361	386	411	436	461	486	511	536	561	611	661	711	761	811	861	911	961	1011	1061	1161

Model	Measurement stroke (mm)	Linearity (%)	Output	Connector / Cable
(example) ERTK	500	D	V10	1M
ERTK	30 ... 1000 mm	D: ±%0,05 (>200 mm) ±%0,1 (130 - 200 mm) ±%0,2 (75 - 130 mm) ±%0,5 (<75 mm)	I4 : 4 - 20 mA V10 : 0 - 10 V I04: 20-4 mA V01: 10-0 V I20: 0 - 20 mA I02: 20-0 mA	1M : 1 meter cable (standard) 2M5: 2,5 meter cable